



2017 TOBACCO USAGE COMMUNITY SURVEY

CAPITAL DISTRICT TOBACCO-FREE COALITION

An investigation of smoking behavior, and attitudes towards tobacco use and advertising among Albany, Schenectady, and Rensselaer County residents.

Table of Contents

Capital Region 2017: Summary	4
Smoking Behavior.....	4
Display and Sale of Tobacco Products.....	4
Attitudes towards Teen Smoking.....	5
Methods and Nature of the Sample	5
Past and Current Tobacco Usage.....	6
Selling Tobacco Products	9
Teen Smoking	13
Albany County 2017: Summary.....	15
Smoking Behavior.....	15
Display and Sale of Tobacco Products.....	15
Attitudes towards Teen Smoking.....	16
Methods and Nature of the Sample	16
Past and Current Tobacco Usage.....	17
Point of Sale Tobacco Policies	17
Tobacco Use Policies	23
Teen Smoking	25
Schenectady County 2017: Summary	28
Smoking Behavior.....	28
Display and Sale of Tobacco Products.....	28
Attitudes towards Teen Smoking.....	29
Methods and Nature of the Sample	29
Past and Current Tobacco Usage.....	30
Point of Sale Tobacco Policies	33
Tobacco Use Policies	37
Teen Smoking	39

Rensselaer County 2017: Summary	41
Smoking Behavior.....	41
Display and Sale of Tobacco Products.....	41
Attitudes towards Teen Smoking.....	42
Methods and Nature of the Sample	42
Past and Current Tobacco Usage.....	43
Point of Sale Tobacco Policies	46
Tobacco Use Policies	51
Teen Smoking	53
Survey Procedures and Samples Derived.....	55
Crosstabs.....	57

Capital Region 2017: Summary

The smoking rate is slightly lower at 13.5% in 2017 compared to 14% in 2015. Moreover, the smoking rate is greatest in the Capital Region among those earning less than \$50,000 per year per household.

Smoking Behavior

- Forty-six percent of Albany County residents reported having smoked at least 100 cigarettes in their life.
 - Only 26% of those 18-29 have ever smoked.
- Twenty-four percent of residents said they smoke every day while 6% smoke some days.
 - Current smoking rates are greatest among those earning less than \$50,000 (24%).
- Twenty-five percent Capital Region residents have ever tried using an E-cigarette.
 - 49%, almost half of all respondents, in the 18-29 year old age group in the Capital Region said that they have tried using an electronic cigarette or vaping product at least once.
 - People with less than a college degree are twice as likely to have tried E-cigarettes as those with a college degree (34% vs. 17%).
- In the Capital Region, one out of ten people vape at least some days. Schenectady County stands out with one out of four people using e-cigarettes or vaping at least some days, with 13% of those reporting using e-cigarettes every day.
 - Fifteen percent of Capital Region residents who have *never* smoked have tried using an e-cigarette.

Display and Sale of Tobacco Products

- Asked whether they think pharmacies should or should not sell tobacco products, a majority of all citizens (69%) think tobacco products should not be sold in pharmacies.
- Fifty-six (41% strongly in favor) percent of all residents are in favor of a regulation that would ban the sale of all tobacco products in pharmacies.
- Three-quarters (75%), up 9 points from 2015, of all Capital Region residents and 63 percent of smokers, think that tobacco products should not be sold in stores that are located near schools.
- A majority (59%) support a regulation that would prohibit the sale of tobacco products in stores that are located near schools. A plurality of smokers support this potential regulation with 45 percent supporting it and 36 percent opposed.
- Forty-one percent of all residents are in favor of a regulation that would limit the number of stores that could sell tobacco in their community while 33 percent oppose

that regulation. Smokers oppose the limitation of stores by 54 to 29 percent. Of those that have never smoked, this regulation is favored by 48 to 24 percent.

- Nearly three-fourths (70%) of Capital Region residents have over the past 30 days noticed packs of cigarettes or cigars visible behind the cash register or in other areas of stores at least occasionally.
- 34% favor while 37% are against a regulation that would prevent retailers from accepting coupons that reduce the price of cigarettes.
- Similarly, 33 percent are in favor while 38 percent are against, a regulation that would prevent retailers from offering multi-pack discounts on cigarettes.

Attitudes towards Teen Smoking

- Sixty-three percent of all residents, but only 53 percent of smokers, think teen smoking is a significant problem in their community. This is a 10 point decline from 2015 for both residents and those who smoke.
- Majority (56%) of all residents, but only 46 percent of smokers, think teen use of e-cigarettes, vaping or vape pens is a significant problem in their community.
- Majorities agree that:
 - In-store advertising make teens more likely to smoke (56%).
 - Seeing actors smoking in the movies encourages smoking among teens (62%).
 - Movies with a youth rating of G, PG, or PG13 should not include tobacco use or imagery (64%).

Methods and Nature of the Sample

Using random digit-dialing (RDD) interviews were conducted with 1,051 residents of the Capital Region. Of those, 462 were conducted via cell phone. Completed interviews from both landline and cell phones calls were merged and weighted by known age and gender characteristics so as to enhance representativeness.

Data is reported with a margin of error of +/- 3.0 percentage points at the 95% confidence level having included the design effect of weighting on that margin of error.

Charts and Tables

Past and Current Tobacco Usage

Q13: Have you smoked at least 100 cigarettes in your entire life?

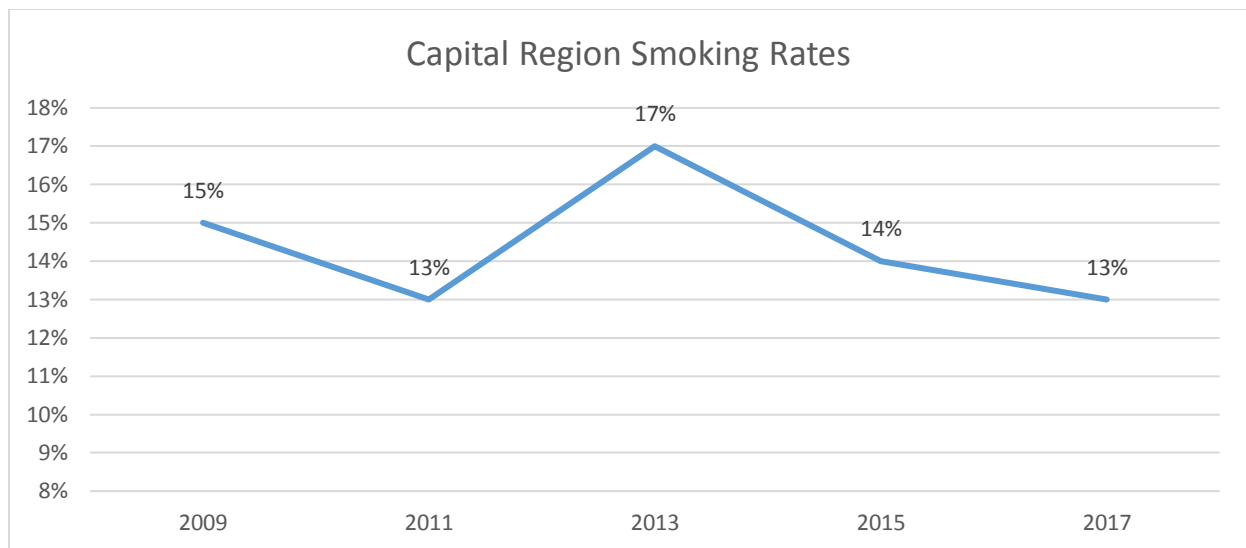
Capital Region		
	2015	2017
Yes	40%	45%
No	59%	54%

Q14: Do you NOW smoke cigarettes every day, some days, or not at all?

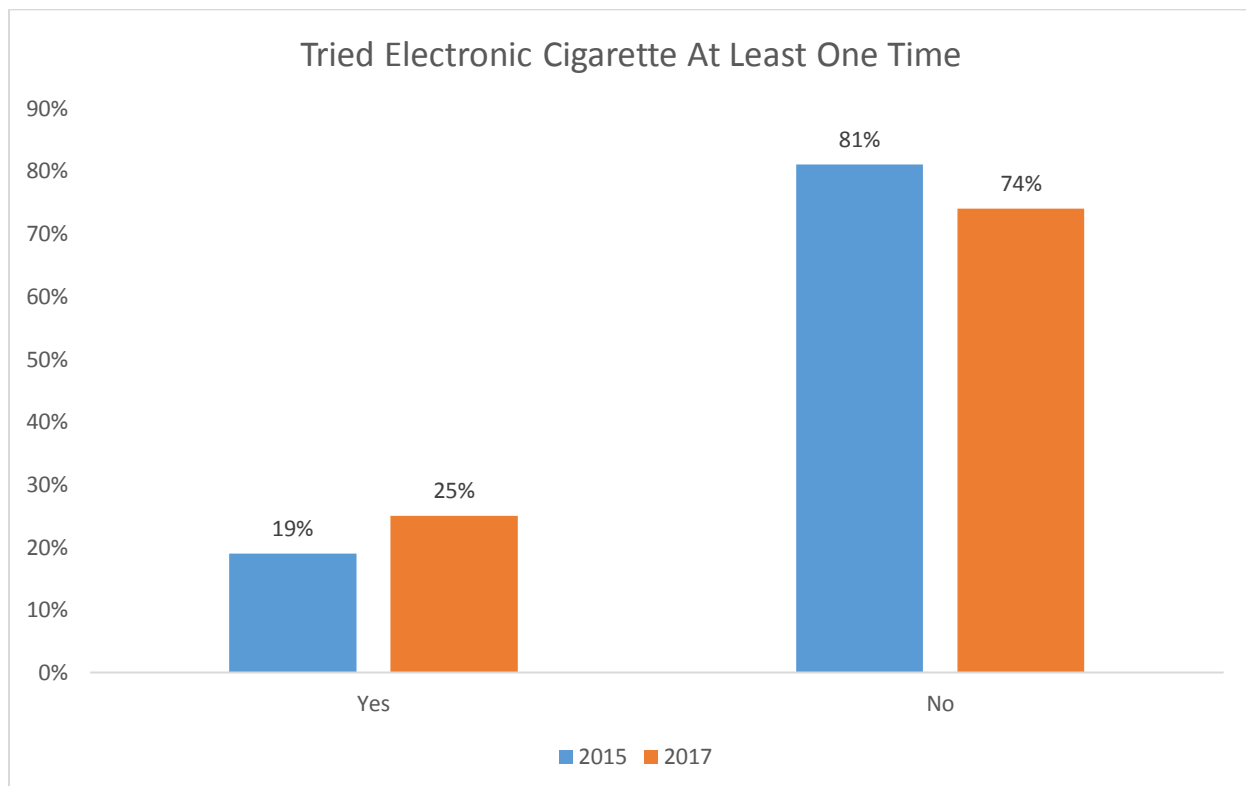
Capital Region		
	2015	2017
Everyday	25%	24%
Some days	9%	6%
Not at all	66%	70%

Smoking Rates

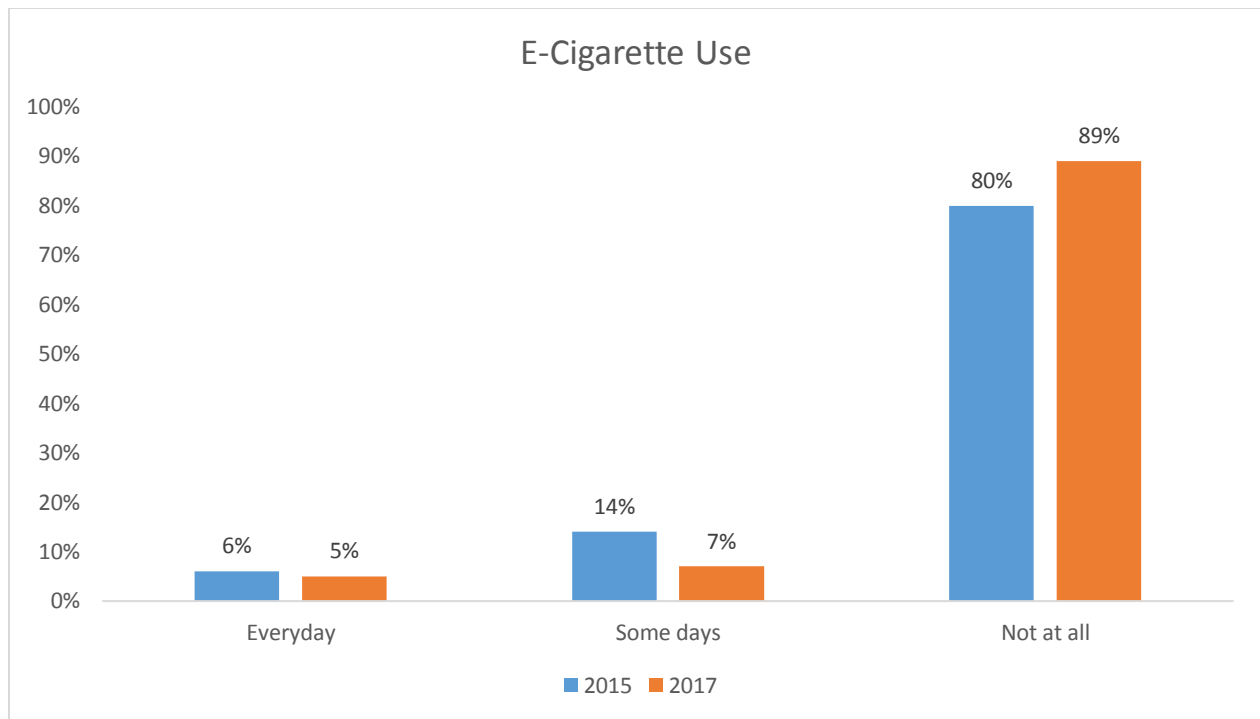
Capital Region		
	2015	2017
Currently smoke	14%	13%
Did smoke	26%	32%
Never smoked	59%	54%



Q15: Have you ever tried using an Electronic Cigarette or E-cigarette, even just one time?



Q16: Do you now use e-cigarettes every day, some days or not at all?



Selling Tobacco Products

Q7: In your opinion, do you think Pharmacies should or should not sell tobacco products (cigarettes, cigars, etc.)?

Capital Region		
	2015	2017
Should	20%	22%
Should not	73%	69%
Don't know	7%	8%

Q8: What is your opinion about a regulation that would prohibit the sale of all tobacco products in pharmacies?

Capital Region		
	2015	2017
Strongly in favor	44%	41%
Somewhat in favor	18%	15%
Neither in favor nor against	15%	13%
Somewhat against	7%	9%
Strongly against	15%	20%
Don't know/Refused	1%	1%

Q4: What is your opinion about a regulation that would limit the number of stores that could sell tobacco in your community?

Capital Region		
	2015	2017
Strongly in favor	30%	26%
Somewhat in favor	17%	15%
Neither in favor nor against	23%	25%
Somewhat against	10%	12%
Strongly against	17%	21%
Don't know/Refused	2%	1%

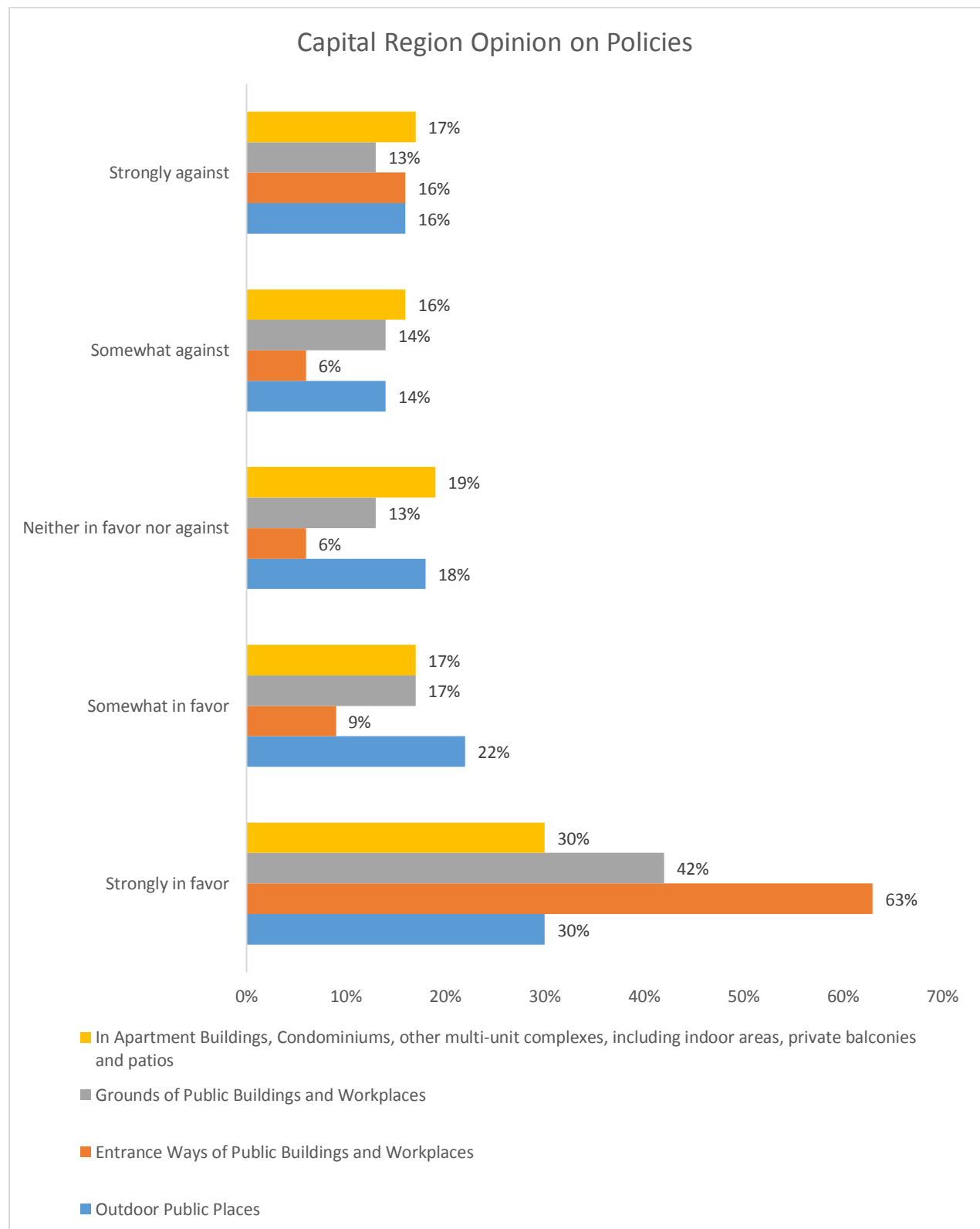
Q5: Do you think tobacco products should or should not be sold in stores that are located near schools?

	Capital Region	
	2015	2017
Should	16%	19%
Should not	77%	75%
Don't know/Refused	7%	7%

Q6: What is your opinion about a regulation that would prohibit the sale of tobacco products in stores that are located near schools?

	Capital Region	
	2015	2017
Strongly in favor	46%	45%
Somewhat in favor	20%	14%
Neither in favor nor against	11%	13%
Somewhat against	8%	9%
Strongly against	14%	19%
Don't know/Refused	1%	1%

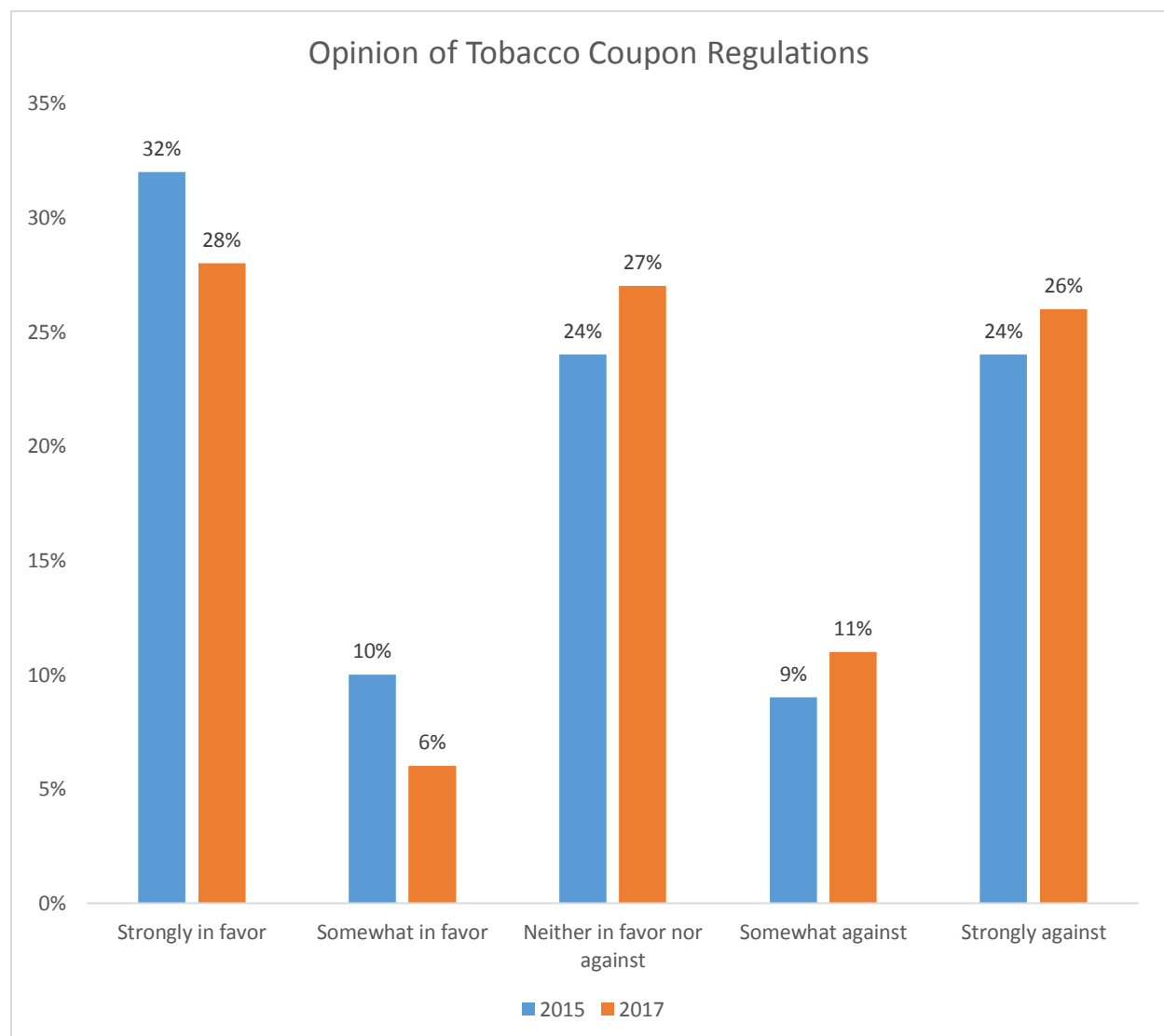
Q2: For each of the following policies that would prohibit certain behaviors in public places, tell me whether you are in favor of or if you are against prohibiting the behavior



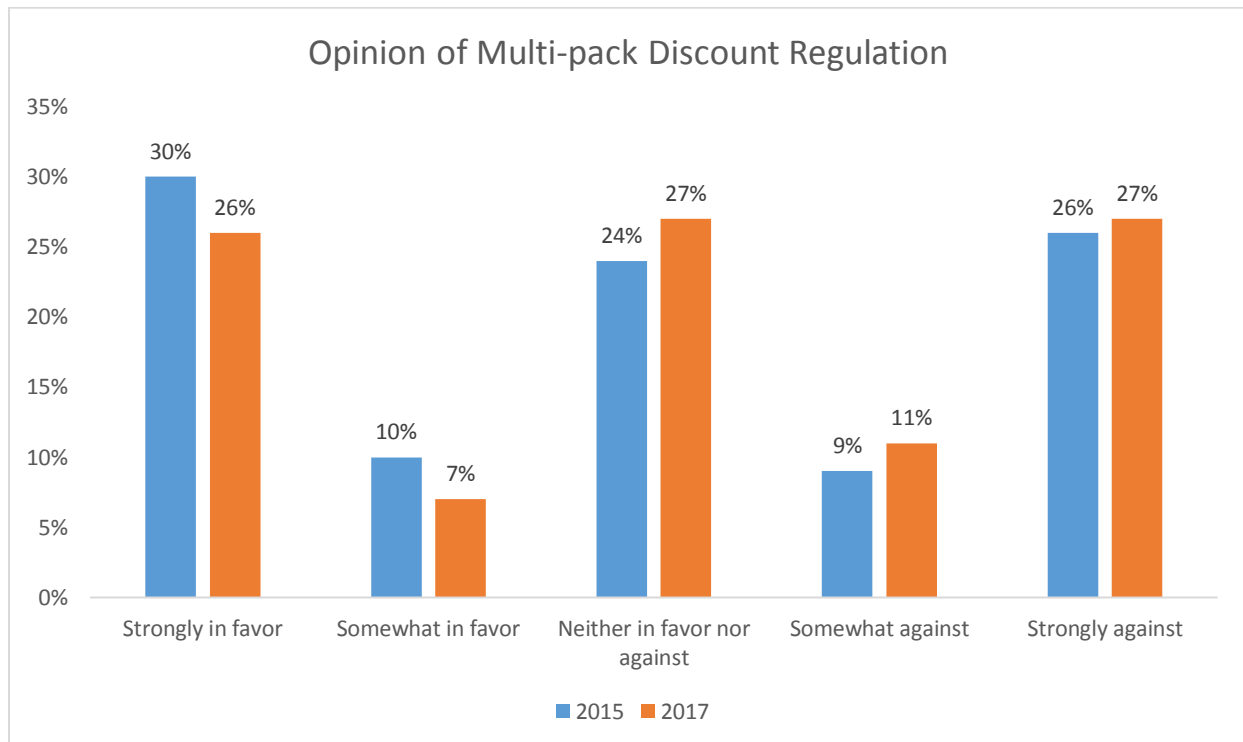
Q3: Over the past 30 days, how often did you notice packs of cigarettes or cigars visible behind the cash register or in other areas of stores?

Capital Region		
	2015	2017
Almost every time you were in a store	17%	23%
Frequently when you were in a store	13%	18%
Occasionally when you were in a store	26%	29%
Never/not that I remember	40%	29%
Have not visited a store in the past 30 days	2%	1%
Don't know/Refused	1%	0%

Q9: What is your opinion about a regulation that would prevent retailers from accepting coupons that reduce the price of cigarettes?



Q10: What is your opinion about a regulation that would prevent retailers from offering multi-pack discounts on cigarettes, such as 2 packs for the price of 1?



Teen Smoking

Q12: I'm going to read you a series of statements about teens and smoking, for each tell me whether you strongly agree, somewhat agree, neither agree nor disagree, somewhat disagree or strongly disagree.

Q12A: Teen smoking is a significant problem in our community

Capital Region		
	2015	2017
Strongly agree	42%	38%
Somewhat agree	31%	25%
Neither agree nor disagree	10%	13%
Somewhat disagree	10%	10%
Strongly disagree	4%	7%
Don't know/Refused	3%	6%

Q12B: Teen use of e-cigarettes, vaping or vape pens is a significant problem in our community.

Capital Region	
	2017
Strongly agree	34%
Somewhat agree	22%
Neither agree nor disagree	17%
Somewhat disagree	9%
Strongly disagree	10%
Don't know/Refused	8%

Q12C: In-store tobacco advertising makes teens more likely to smoke

Capital Region		
	2015	2017
Strongly agree	31%	32%
Somewhat agree	30%	24%
Neither agree nor disagree	13%	13%
Somewhat disagree	14%	15%
Strongly disagree	11%	15%
Don't know/Refused	1%	2%

Q12D: Seeing actors smoking in the movies encourages smoking among teens

Capital Region		
	2015	2017
Strongly agree	37%	32%
Somewhat agree	31%	30%
Neither agree nor disagree	11%	11%
Somewhat disagree	10%	11%
Strongly disagree	11%	14%
Don't know/Refused	1%	1%

Q12E: Movies with a youth rating of G, PG or PG13 should not include tobacco use or imagery.

Capital Region	
	2017
Strongly agree	48%
Somewhat agree	16%
Neither agree nor disagree	14%
Somewhat disagree	8%
Strongly disagree	12%
Don't know/Refused	2%

Albany County 2017: Summary

The current rate of smoking is up slightly in Albany County in 2017 when compared to 2015. However, a strong majority of Albany County residents support more restrictive regulation of the availability and display of tobacco products.

Smoking Behavior

- 46% of Albany County residents have smoked at least 100 cigarettes in their life.
- Today 13% of Albany residents smoke. 23% of those current smokers smoke every day, while 4% of all citizens smoke on some days.
- 28% of residents have ever tried using an E-cigarette and 3% of those residents use them every day.

Display and Sale of Tobacco Products

- 75% of county residents think that tobacco products should not be sold in stores that are located near schools.
- 59% are in favor of a regulation that would prohibit the sale of tobacco products in stores that are located near schools with 42% strongly in favor. Over one-third of smokers support this potential regulation with 39% supporting it and 26% opposed.
- 42% of all residents are in favor of a regulation that would limit the number of stores that could sell tobacco in their community while 33% oppose that regulation 29% of those who currently smoke are in favor of a regulation that would limit the number of stores that could sell tobacco while 49% of those that have *never* smoked are in favor of this regulation.
- 58%, down from 65% in 2015, of all residents are in favor of a regulation that would prohibit the sale of all tobacco products in pharmacies.
- 68% of county residents (up significantly from 54% in 2015) have over the past 30 days noticed packs of cigarettes or cigars visible behind the cash register or in other areas of stores at least occasionally.
- 29% of residents favor while 40% are against a regulation that would prevent retailers from accepting coupons that reduce the price of cigarettes.
- Similarly, 28% of residents are in favor while 42% are against a regulation that would prevent retailers from offering multi-pack discounts on cigarettes.

Attitudes towards Teen Smoking

- 61% of Albany County residents in 2017, down from 74% in 2015, think teen smoking is a significant problem in their community, while 47% of current smokers say the same.
- Majorities agree that:
 - In-store advertising make teens more likely to smoke (53%).
 - Seeing actors smoking in the movies encourages smoking among teens (65%).
 - 53% think that vaping is a problem for teens, close in number to the 61% who think smoking is a problem for teens in their community.

Methods and Nature of the Sample

Using random digit-dialing (RDD) interviews were conducted with 350 residents of Albany County. Completed interviews from both landline and cell phones calls were merged and weighted by known age and gender characteristics so as to enhance representativeness.

Data is reported with a margin of error of +/- 5.2 percentage points at the 95% confidence level having included the design effect of weighting on that margin of error.

Charts and Tables

Past and Current Tobacco Usage

Q12: Have you smoked at least 100 cigarettes in your entire life?

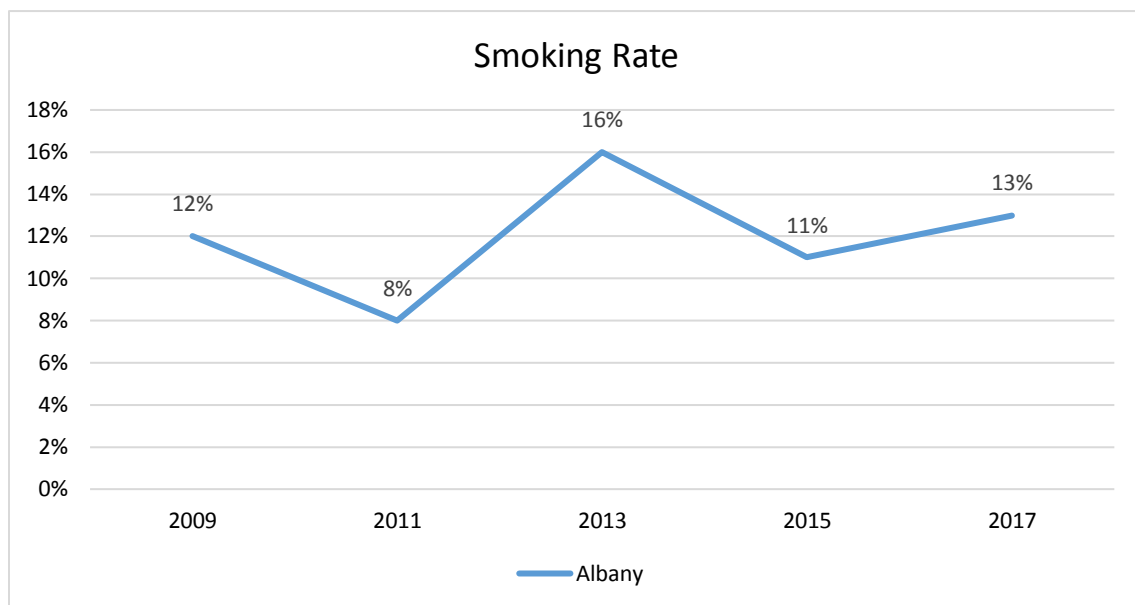
	Albany				
	2009	2011	2013	2015	2017
Yes	47%	46%	42%	37%	46%
No	53%	54%	58%	63%	53%

Q13: Do you NOW smoke cigarettes every day, some days, or not at all?

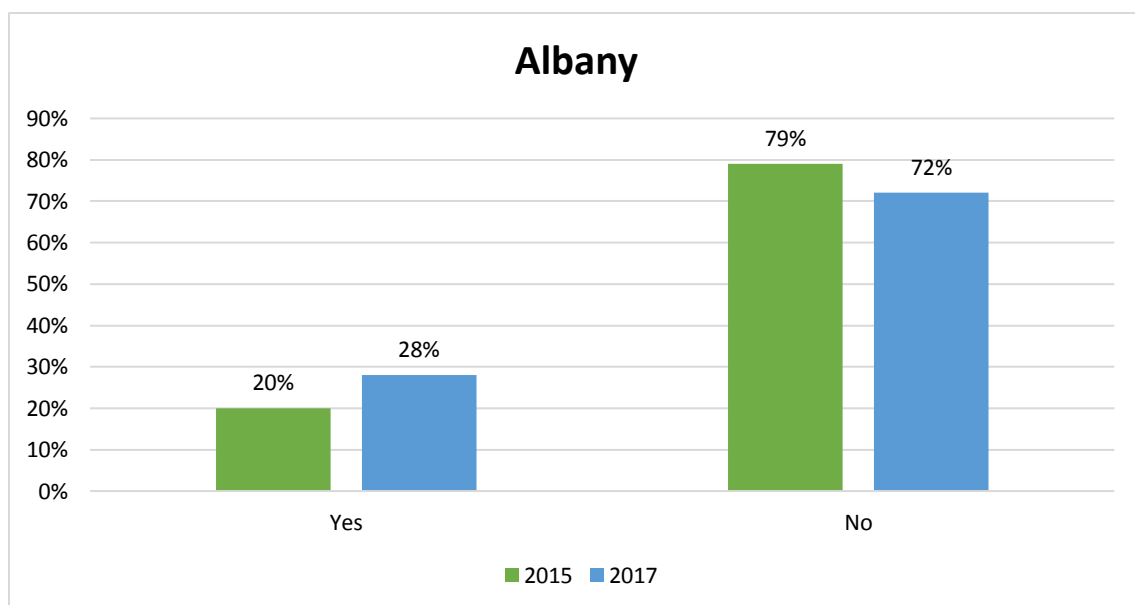
	Albany				
	2009	2011	2013	2015	2017
Every day	18%	11%	29%	20%	23%
Some days	7%	7%	9%	11%	4%
Not at all	75%	82%	62%	69%	72%

Summary

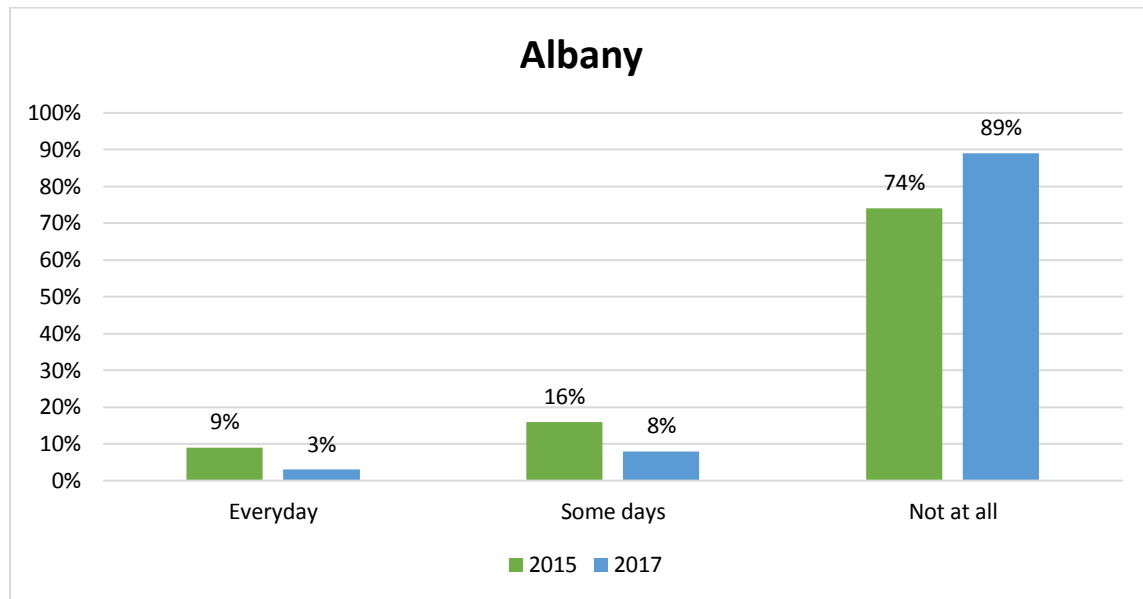
	Albany				
	2009	2011	2013	2015	2017
Currently smoke	12%	8%	16%	11%	13%
Did smoke	35%	38%	26%	25%	33%
Never smoked	53%	54%	58%	63%	53%



Q14: Have you ever tried using an Electronic Cigarette or E-cigarette, even just one time?

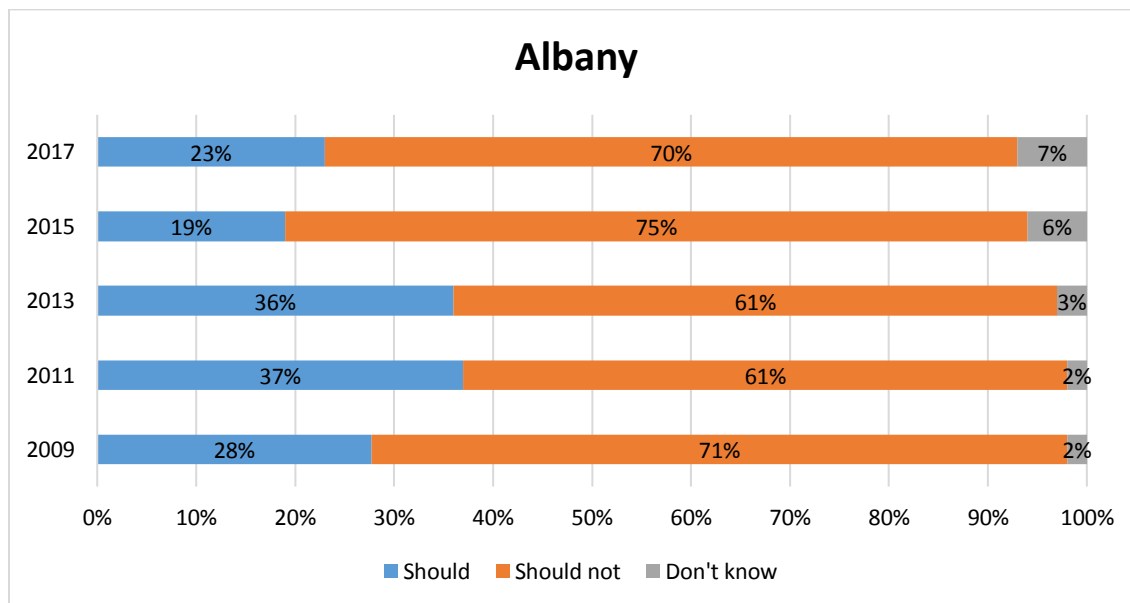


Q15: Do you now use e-cigarettes, or other vaping products?

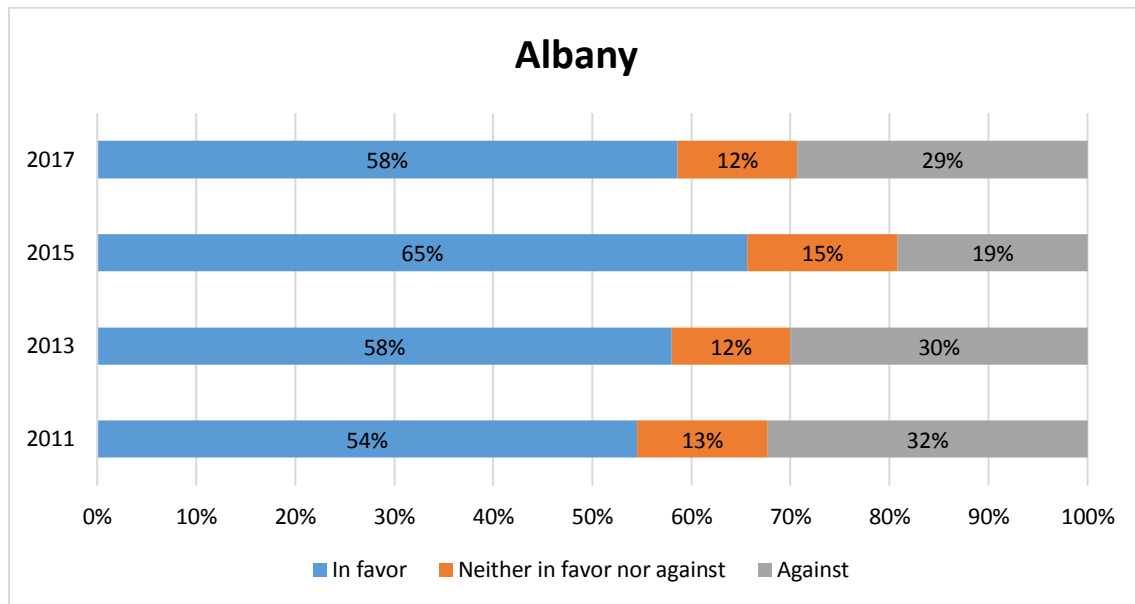


Point of Sale Tobacco Policies

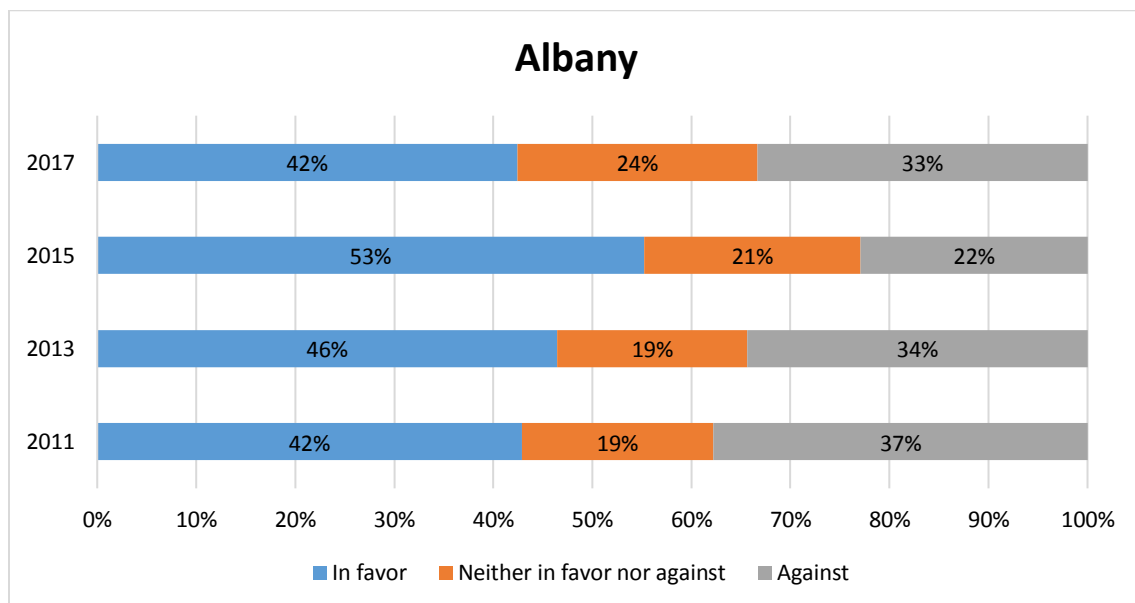
Q7: In your opinion, do you think pharmacies should or should not sell tobacco products (cigarettes, cigars, etc.)?



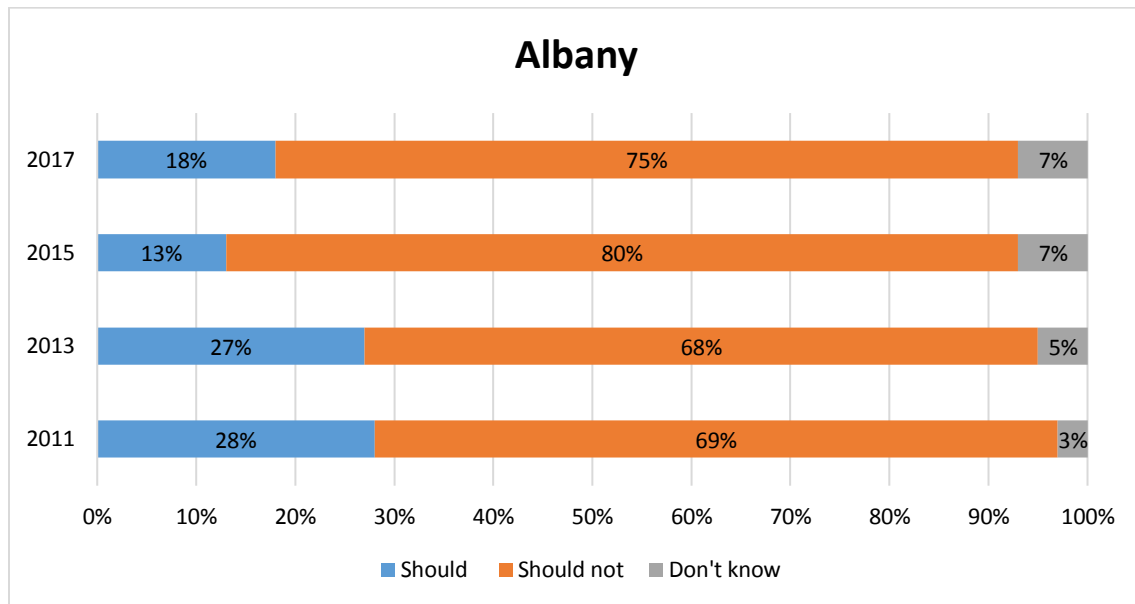
Q8: What is your opinion about a regulation that would prohibit the sale of all tobacco products in pharmacies?



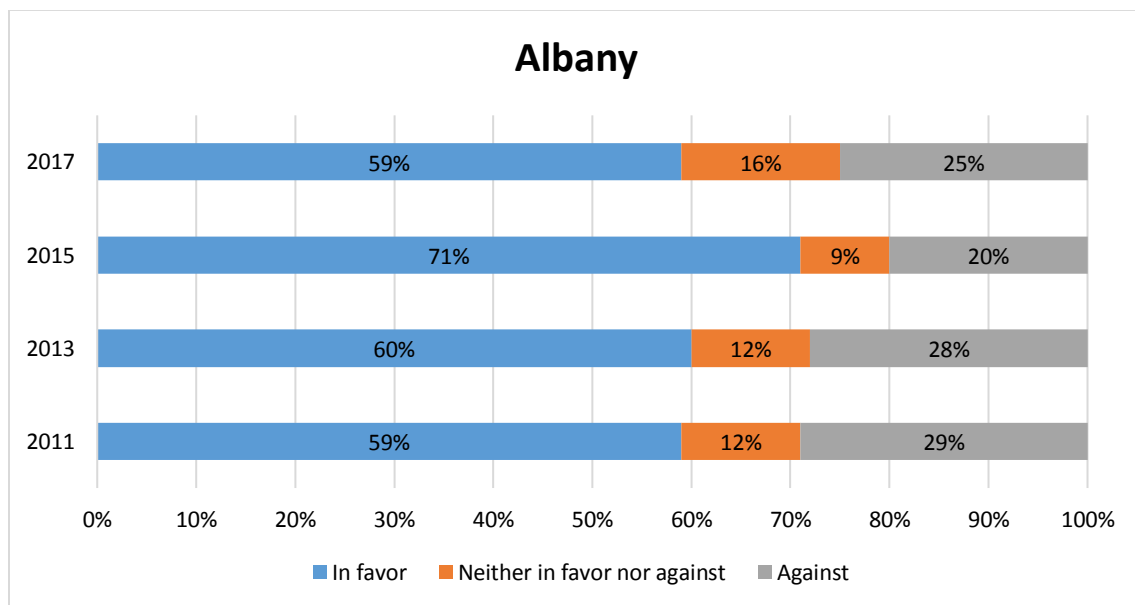
Q4: What is your opinion about a regulation that would limit the number of stores that could sell tobacco in your community?



Q5: In your opinion, do you think tobacco products should or should not be sold in stores that are located near schools?



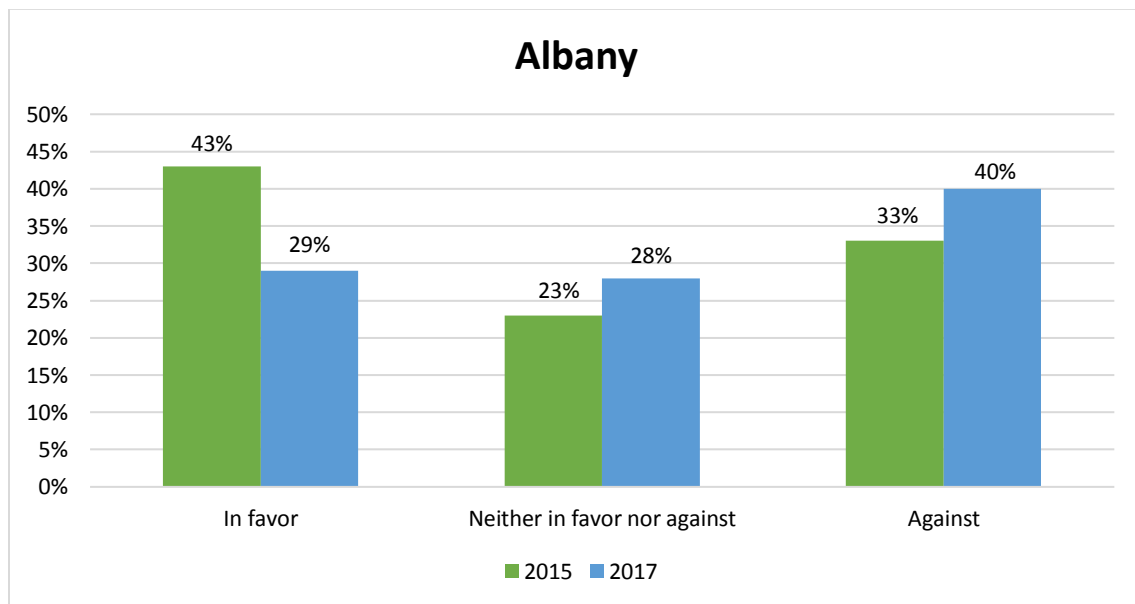
Q6: What is your opinion about a regulation that would ban the sale of tobacco products in stores that are located near schools?



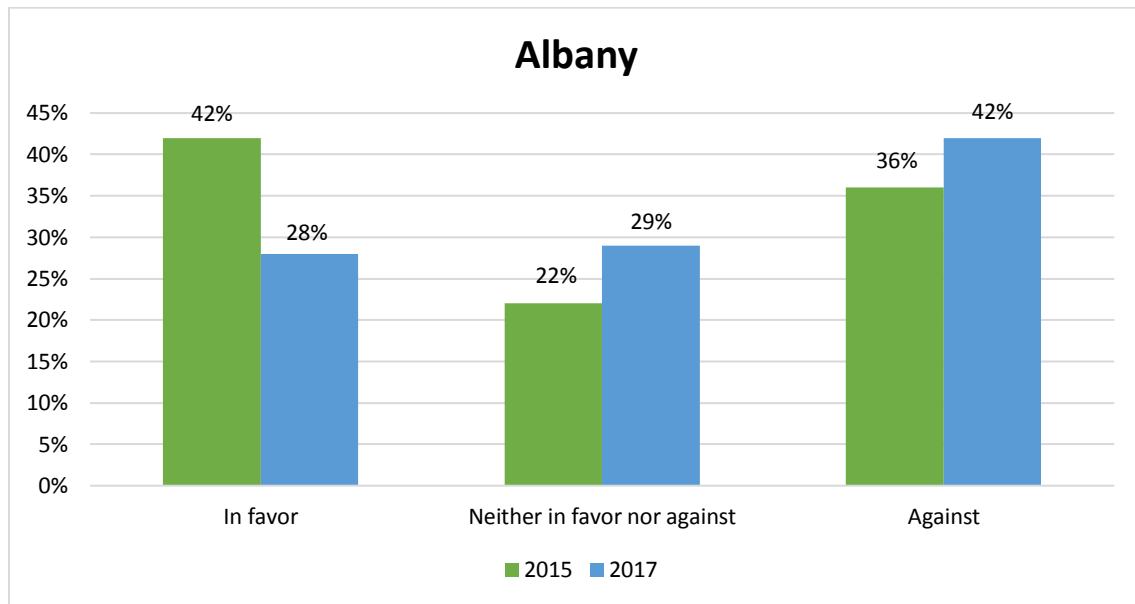
Q3: Over the past 30 days, how often did you notice packs of cigarettes or cigars visible behind the cash register or in other areas of stores?

Albany				
	2011	2013	2015	2017
Almost every time you were in a store	31%	27%	14%	19%
Frequently when you were in a store	20%	21%	12%	17%
Occasionally when you were in a store	28%	29%	28%	32%
Never/not that I remember	20%	22%	42%	29%
Have not visited a store in the past 30 days	0%	1%	3%	1%
Don't know/Refused	1%	1%	2%	1%

Q9: What is your opinion about a regulation that would prevent retailers from accepting coupons that reduce the price of cigarettes?

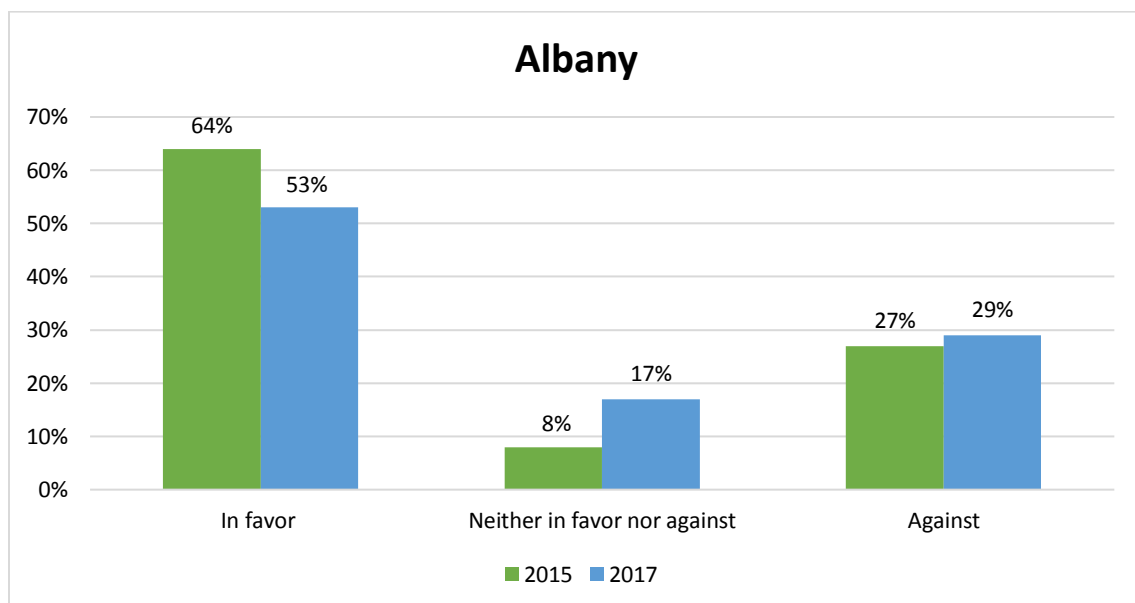


Q10: What is your opinion about a regulation that would prevent retailers from offering multi-pack discounts on cigarettes, such as 2 packs for the price of 1?

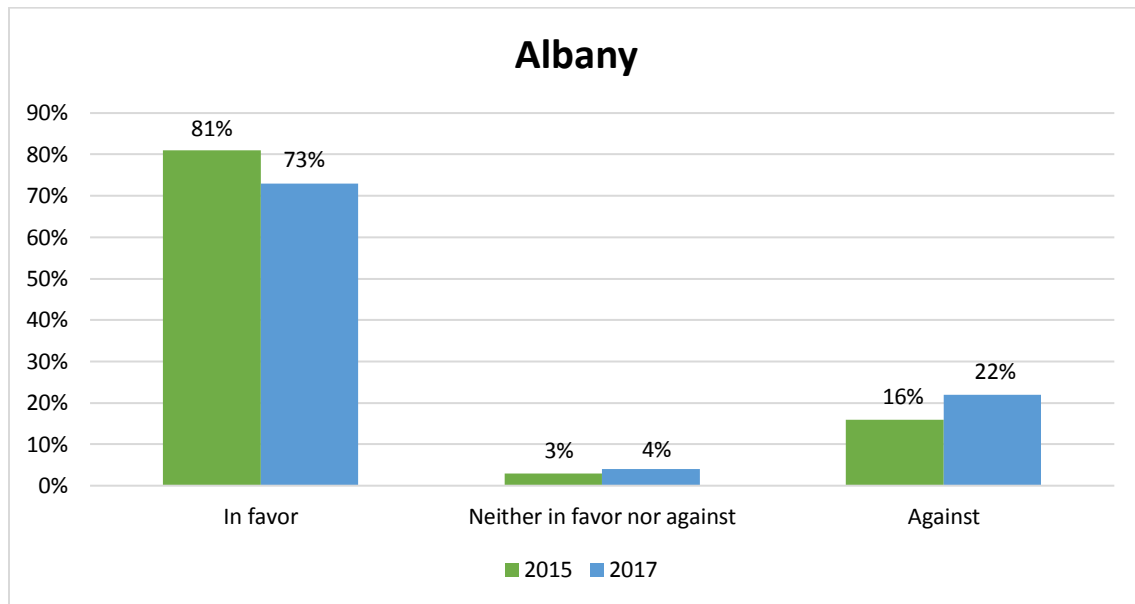


Tobacco Use Policies

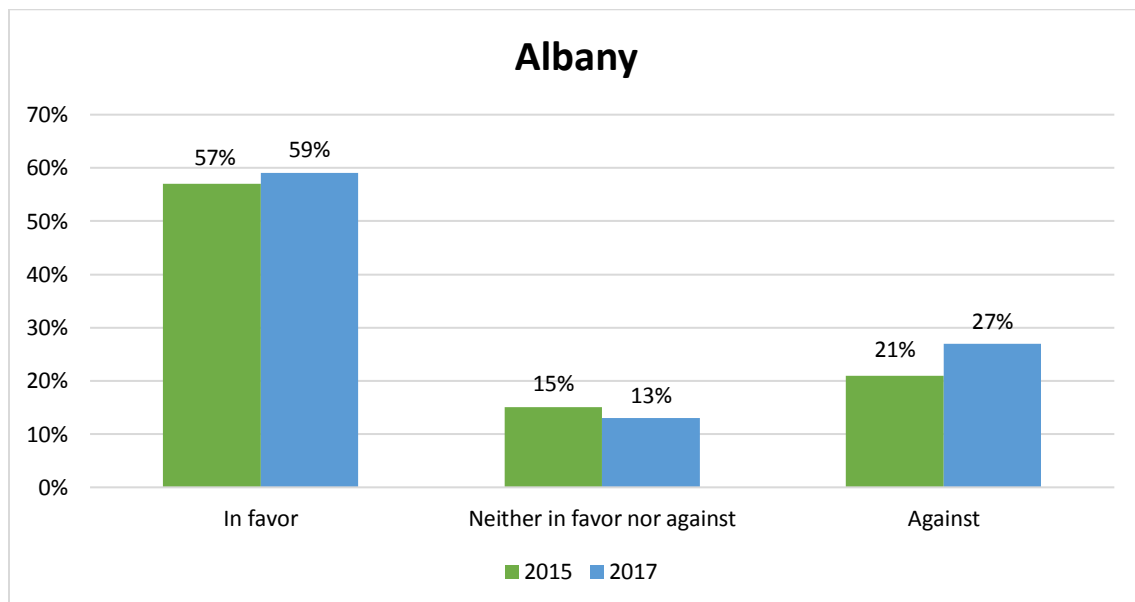
Q2A. What is your opinion about policies that prohibit smoking in outdoor public places such as beaches or parks?



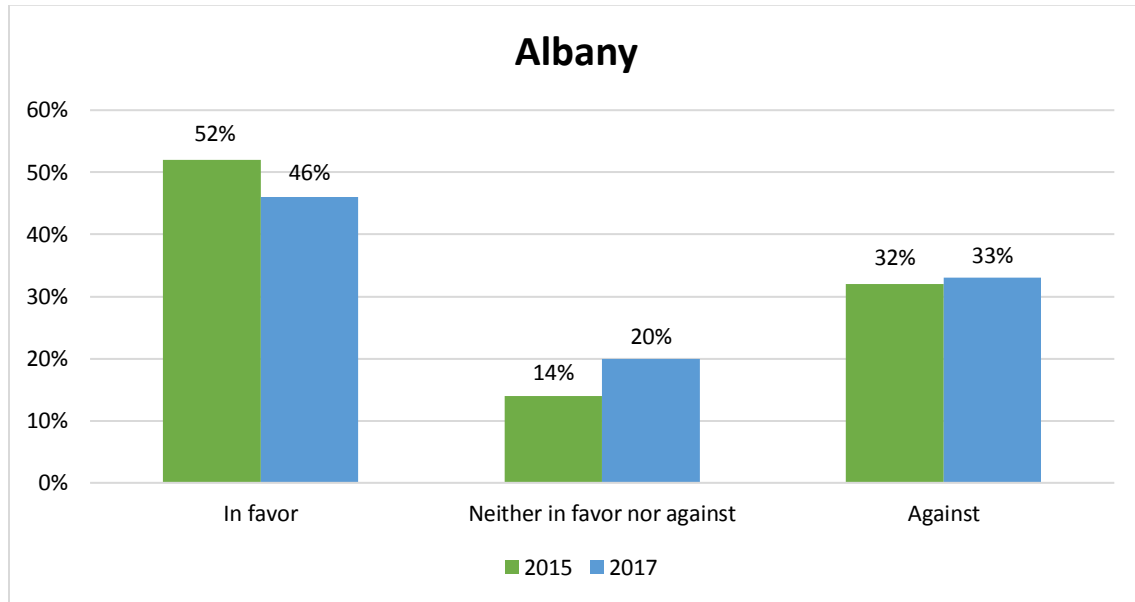
Q2B. What is your opinion about policies that prohibit smoking in entrance ways of public buildings and workplaces?



Q2C. What is your opinion about policies that prohibit smoking on the grounds of public buildings and workplaces?



Q2D. What is your opinion about policies that prohibit smoking in apartment buildings, condominiums, and other multi-unit complexes, including indoor areas, private balconies and patios?



Teen Smoking

Q11: I'm going to read you a series of statements about teens and smoking, for each tell me whether you strongly agree, somewhat agree, neither agree nor disagree, somewhat disagree or strongly disagree.

Q11A: Teen smoking is a significant problem in our community

Albany				
	2011	2013	2015	2017
Strongly agree	47%	51%	40%	37%
Somewhat agree	27%	22%	34%	24%
Neither agree nor disagree	12%	9%	8%	16%
Somewhat disagree	5%	10%	12%	11%
Strongly disagree	6%	5%	4%	8%
Don't know/Refused	3%	4%	2%	4%

Q11B: Teen use of e-cigarettes, vaping or vape pens is a significant problem in our community

Albany	
	2017
Strongly agree	33%
Somewhat agree	20%
Neither agree nor disagree	19%
Somewhat disagree	12%
Strongly disagree	11%
Don't know/Refused	6%

Q11C: In-store tobacco advertising make teens more likely to smoke

Note: This question was reworded from the 2013 version, "Advertising in local stores make teens more likely to smoke"

Albany		
	2015	2017
Strongly agree	31%	29%
Somewhat agree	32%	24%
Neither agree nor disagree	14%	12%
Somewhat disagree	12%	18%
Strongly disagree	9%	15%
Don't know/Refused	2%	2%

Q11D: Seeing actors smoking in the movies encourages smoking among teens

Note: This question was reworded from the 2013 version, "Teens are more likely to smoke if they see smoking in the movies."

Albany		
	2015	2017
Strongly agree	39%	31%
Somewhat agree	31%	34%
Neither agree nor disagree	12%	10%
Somewhat disagree	10%	12%
Strongly disagree	7%	13%
Don't know/Refused	1%	1%

Q11E: Movies with a youth rating of G, PG or PG13 should not include tobacco use or imagery.

Albany	
	2017
Strongly agree	43%
Somewhat agree	18%
Neither agree nor disagree	17%
Somewhat disagree	8%
Strongly disagree	12%
Don't know/Refused	3%

Schenectady County 2017: Summary

The current rate of smoking is down in Schenectady County in 2017 when compared to 2015, and a majority of residents agree that in-store advertising and seeing actors smoke encourage teens to smoke.

Smoking Behavior

- 43% of Schenectady County residents have smoked at least 100 cigarettes in their life.
- Today 14% of Schenectady residents smoke. Of those, 24% smoke every day, while 7% smoke on some days.
- 19% of residents have ever tried using an E-cigarette and 24% of those are current users.

Display and Sale of Tobacco Products

- 78% of all county residents and 73% of smokers think that tobacco products should not be sold in stores that are located near schools.
- 63% support a regulation that would prohibit the sale of tobacco products in stores that are located near schools. 48% of smokers favor this potential regulation while 43% are against it.
- 40% of all residents are in favor of a regulation that would limit the number of stores that could sell tobacco in their community while 32% oppose that regulation. 25% of smokers favor the limitation of stores while 46% of those that have never smoked are in favor.
- 61%, up from 58% in 2015, of all residents are in favor of a regulation that would prohibit the sale of all tobacco products in pharmacies. Among current smokers, 46% are in favor while 31% are against this regulation.
- 67% of county residents (up significantly from 57% in 2015) have over the past 30 days noticed packs of cigarettes or cigars visible behind the cash register or in other areas of stores at least occasionally.
- 42% of residents favor, while 32% are against, a regulation that would prevent retailers from accepting coupons that reduce the price of cigarettes.
- Similarly, 40% of residents are in favor, while 35% are against, a regulation that would prevent retailers from offering multi-pack discounts on cigarettes.

Attitudes towards Teen Smoking

- 63% of Schenectady County residents in 2017, down from 73% in 2015, think teen smoking is a significant problem in their community, while 46% of current smokers say the same.
- Majorities agree that:
 - In-store advertising make teens more likely to smoke (57%).
 - Seeing actors smoking in the movies encourages smoking among teens (60%).
- 59% agree that teen use of e-cigarettes is a significant problem in their community.

Methods and Nature of the Sample

Using random digit-dialing (RDD) interviews were conducted with 351 residents of Schenectady County. Completed interviews from both landline and cell phones calls were merged and weighted by known age and gender characteristics so as to enhance representativeness.

Data is reported with a margin of error of +/- 5.2 percentage points at the 95% confidence level having included the design effect of weighting on that margin of error.

Charts and Tables

Past and Current Tobacco Usage

Q12: Have you smoked at least 100 cigarettes in your entire life?

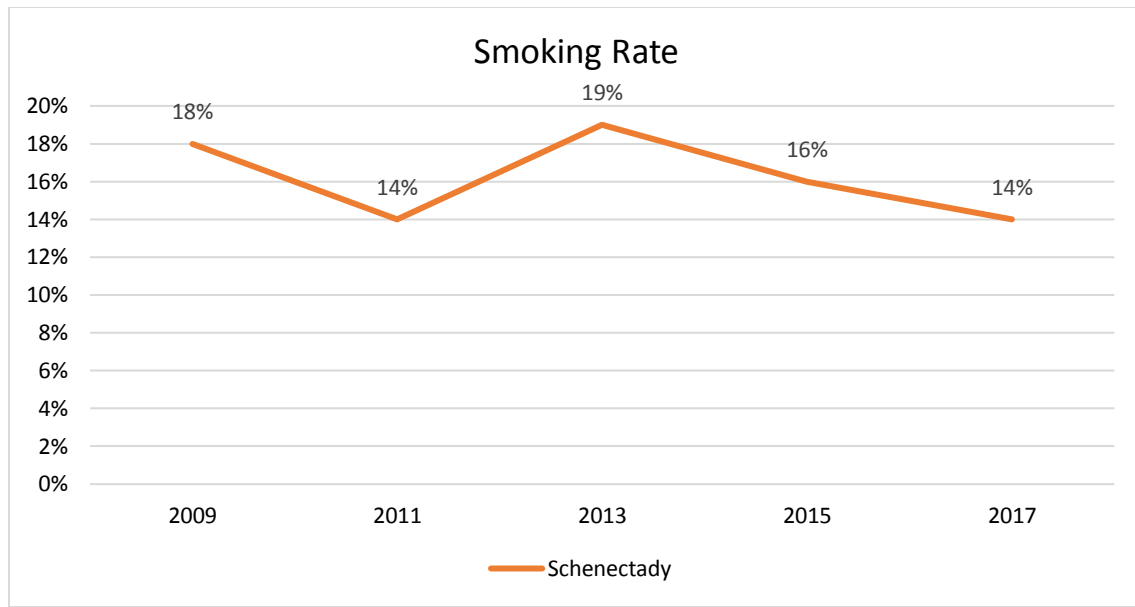
	Schenectady				
	2009	2011	2013	2015	2017
Yes	56%	45%	50%	45%	43%
No	44%	55%	50%	55%	56%

Q13: Do you NOW smoke cigarettes every day, some days, or not at all?

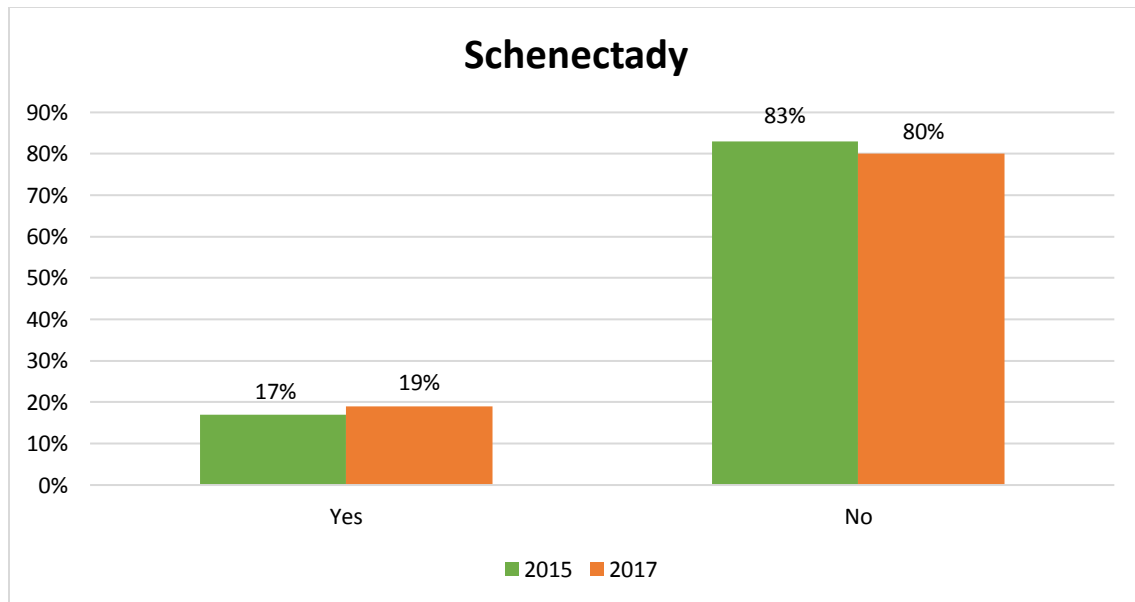
	Schenectady				
	2009	2011	2013	2015	2017
Every day	23%	26%	30%	29%	24%
Some days	9%	6%	8%	7%	7%
Not at all	67%	68%	62%	64%	68%

Summary

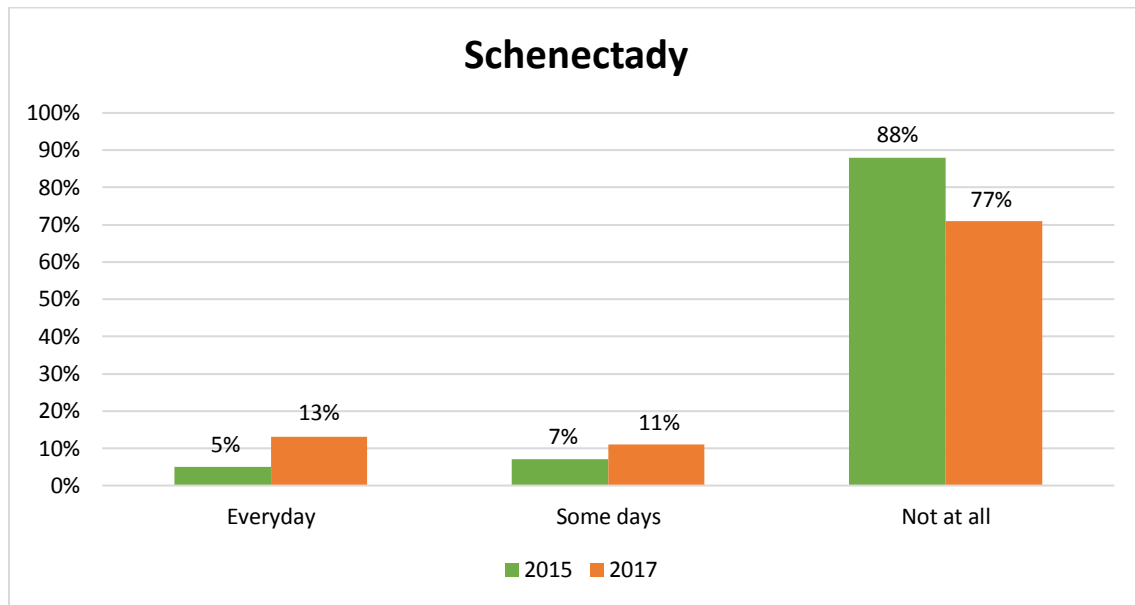
	Schenectady				
	2009	2011	2013	2015	2017
Currently smoke	18%	14%	19%	16%	14%
Did smoke	38%	31%	31%	29%	29%
Never smoked	44%	55%	50%	55%	56%



Q14: Have you ever tried using an Electronic Cigarette or E-cigarette, even just one time?

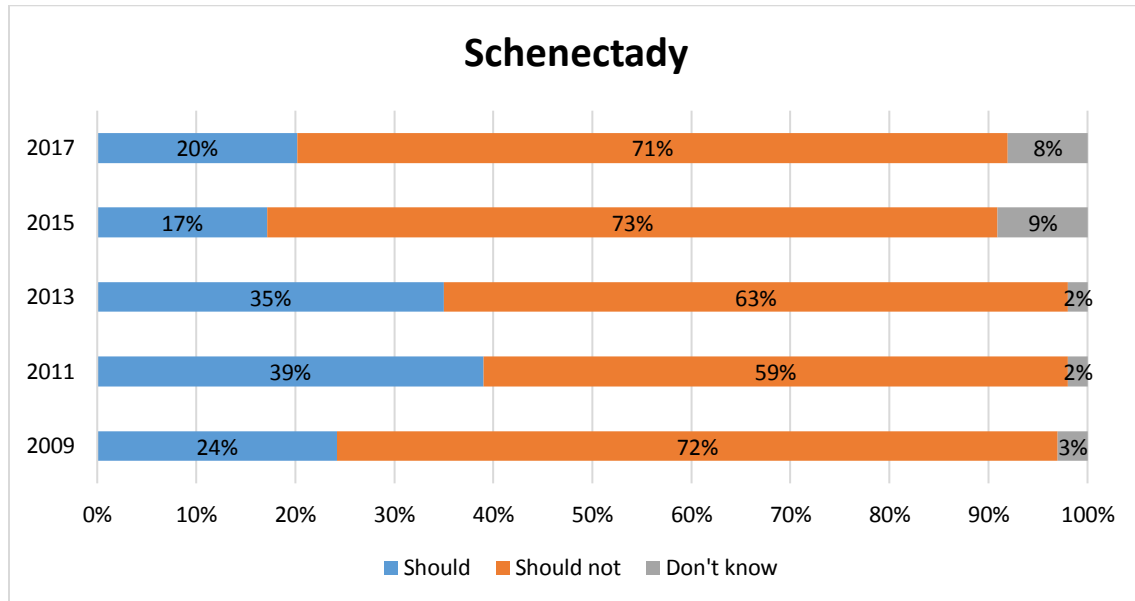


Q15: Do you now use e-cigarettes every day, some days or not at all?

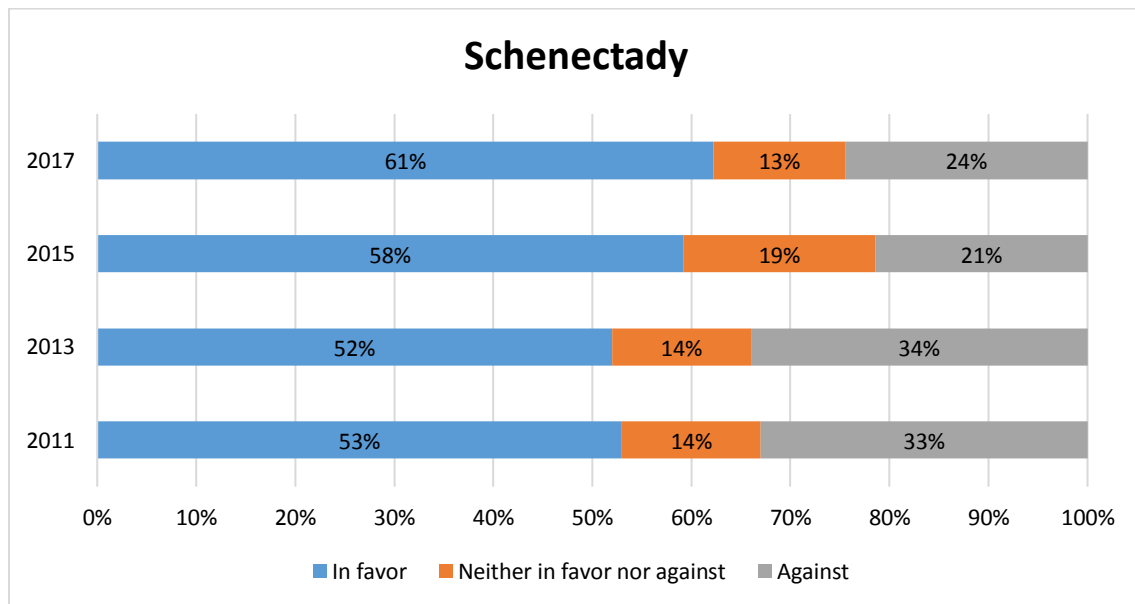


Point of Sale Tobacco Policies

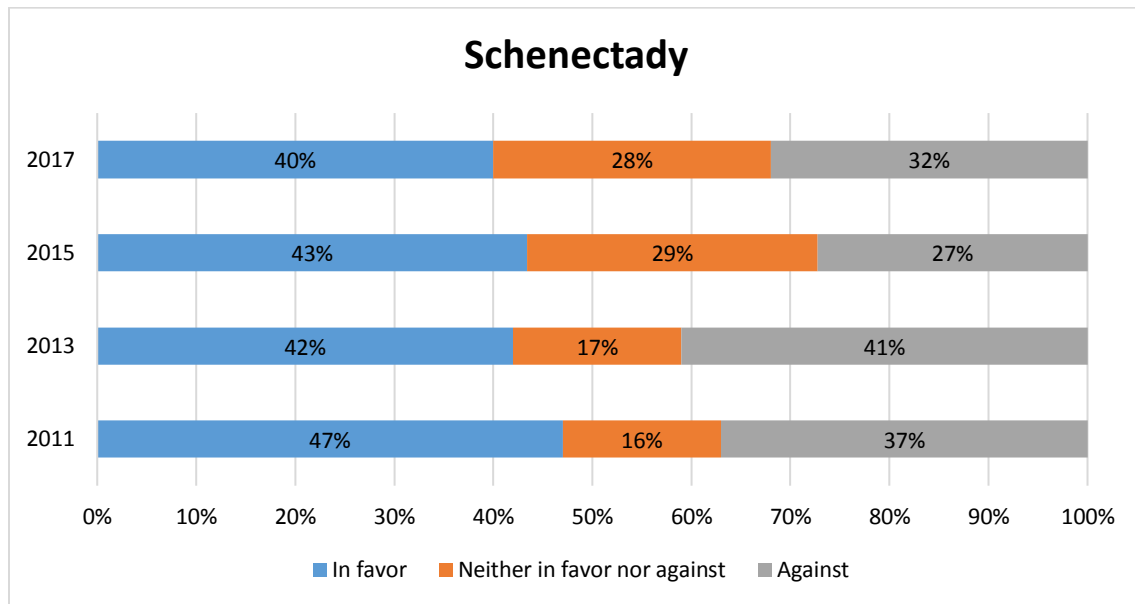
Q7: In your opinion, do you think pharmacies should or should not sell tobacco products (cigarettes, cigars, etc.)?



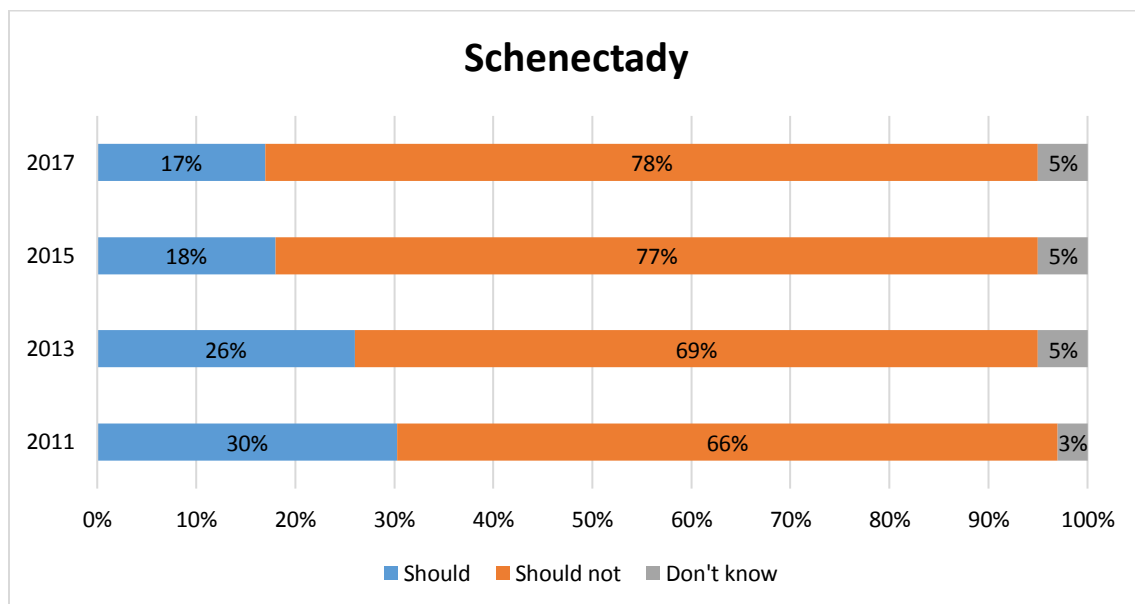
Q8: What is your opinion about a regulation that would prohibit the sale of all tobacco products in pharmacies?



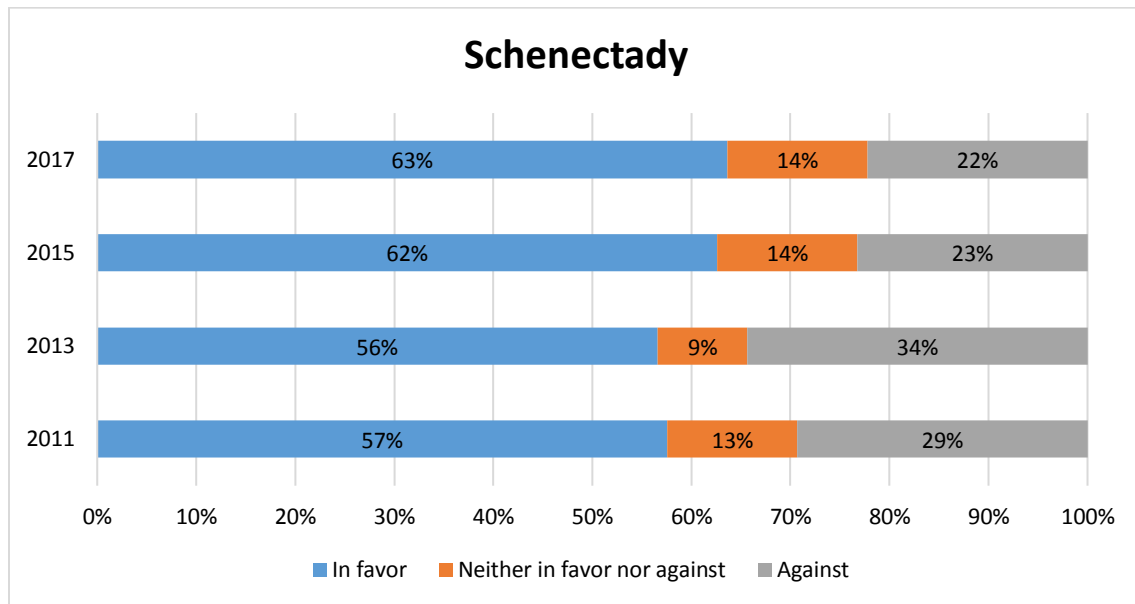
Q4: What is your opinion about a regulation that would limit the number of stores that could sell tobacco in your community?



Q5: In your opinion, do you think tobacco products should or should not be sold in stores that are located near schools?



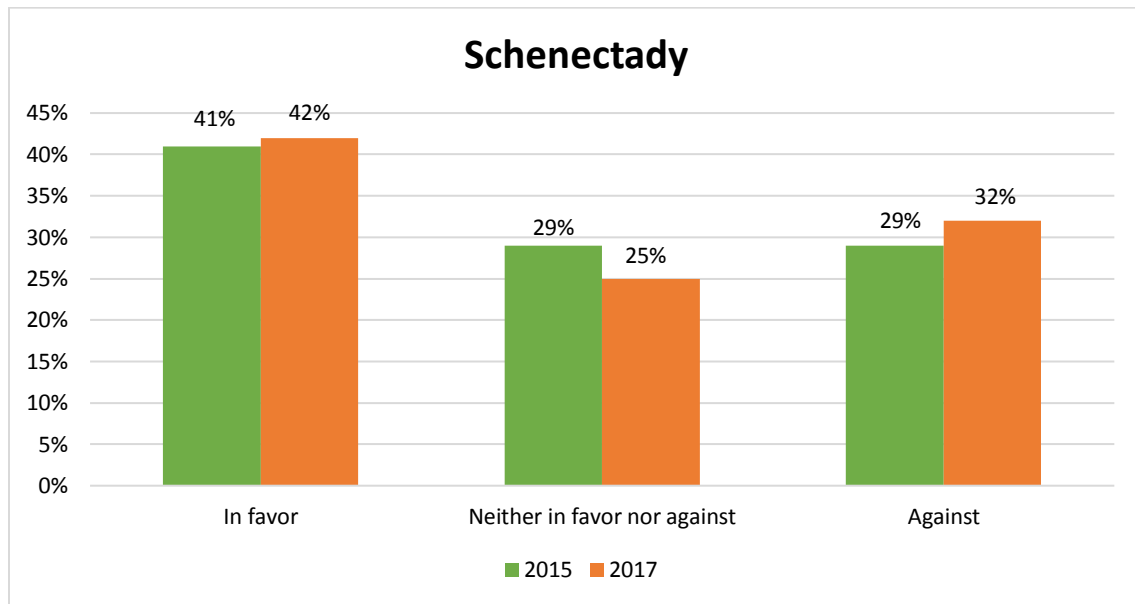
Q6: What is your opinion about a regulation that would prohibit the sale of tobacco products in stores that are located near schools?



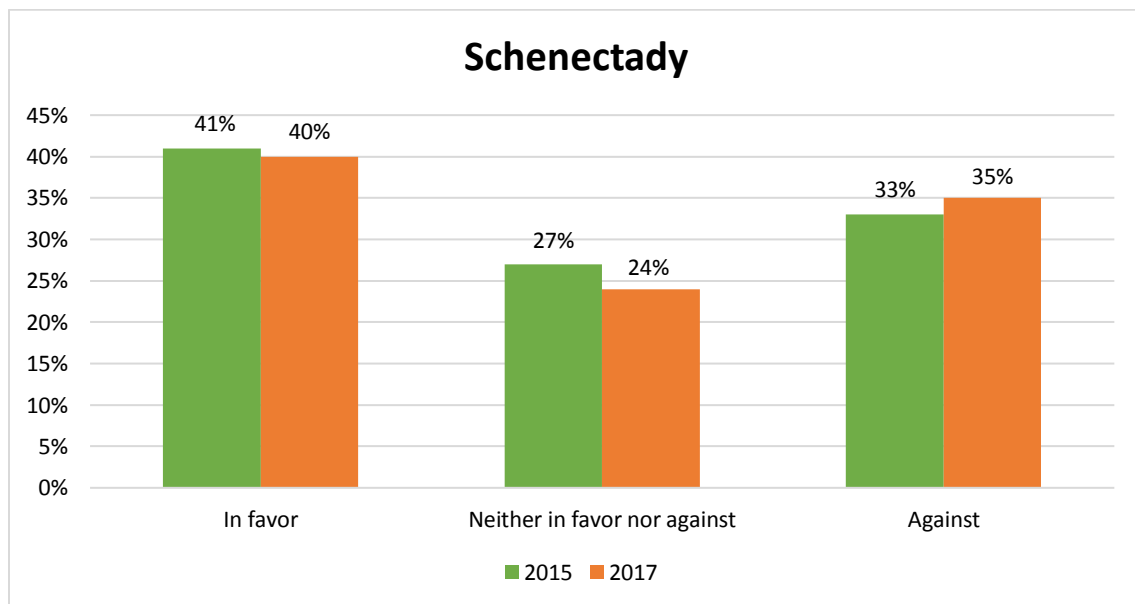
Q3: Over the past 30 days, how often did you notice packs of cigarettes or cigars visible behind the cash register or in other areas of stores?

Schenectady				
	2011	2013	2015	2017
Almost every time you were in a store	32%	24%	17%	23%
Frequently when you were in a store	18%	21%	14%	17%
Occasionally when you were in a store	28%	26%	26%	27%
Never/not that I remember	22%	27%	40%	32%
Have not visited a store in the past 30 days	1%	1%	2%	1%
Don't know/Refused	0%	1%	1%	0%

Q9: What is your opinion about a regulation that would prevent retailers from accepting coupons that reduce the price of cigarettes?

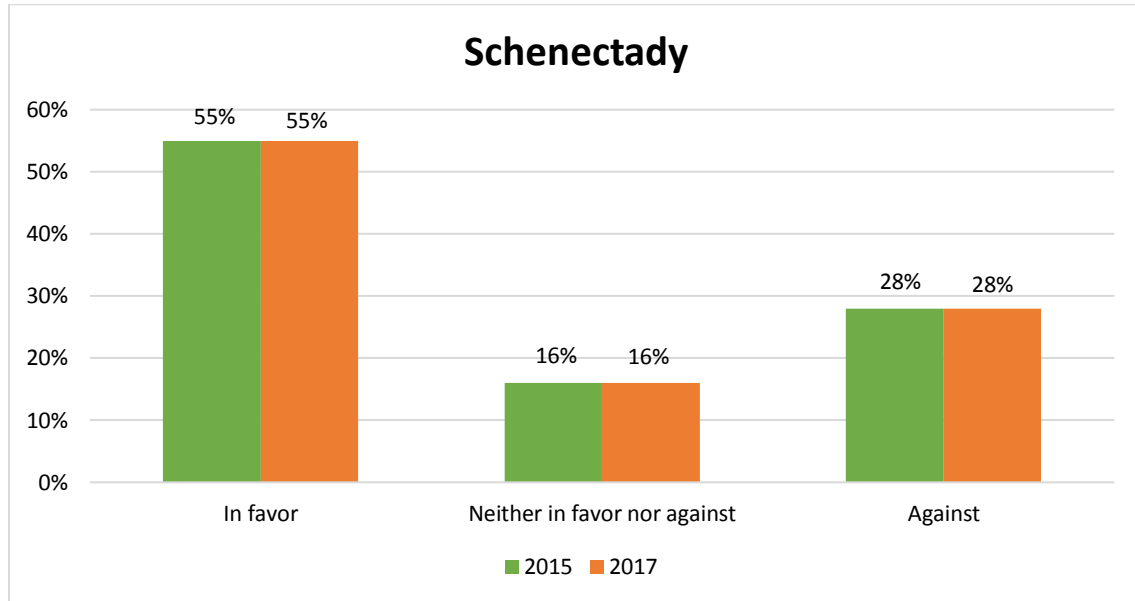


Q10: What is your opinion about a regulation that would prevent retailers from offering multi-pack discounts on cigarettes, such as 2 packs for the price of 1?

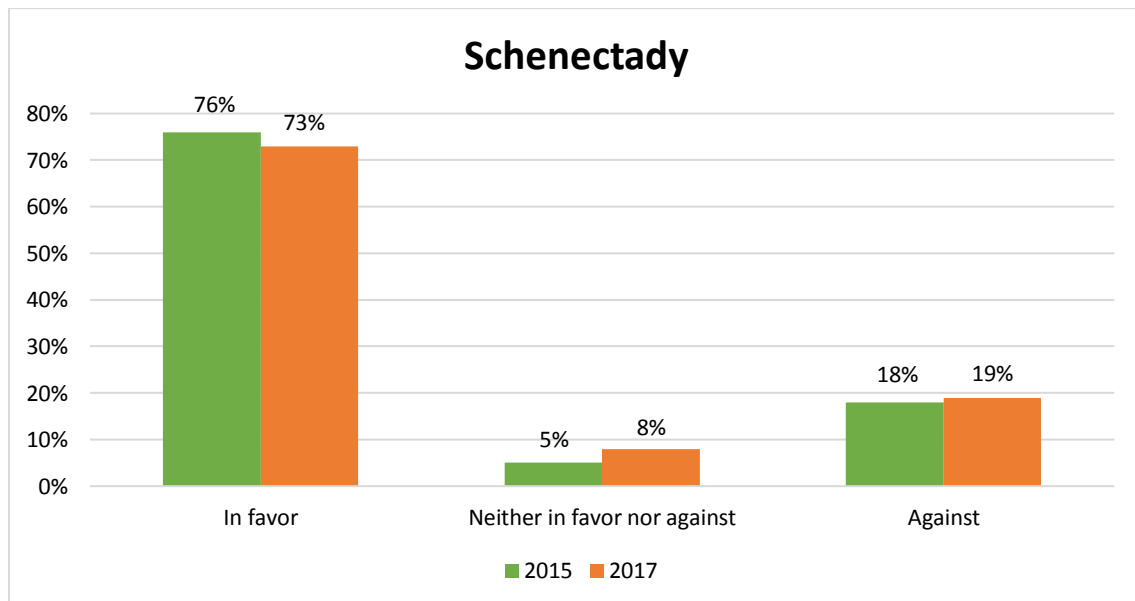


Tobacco Use Policies

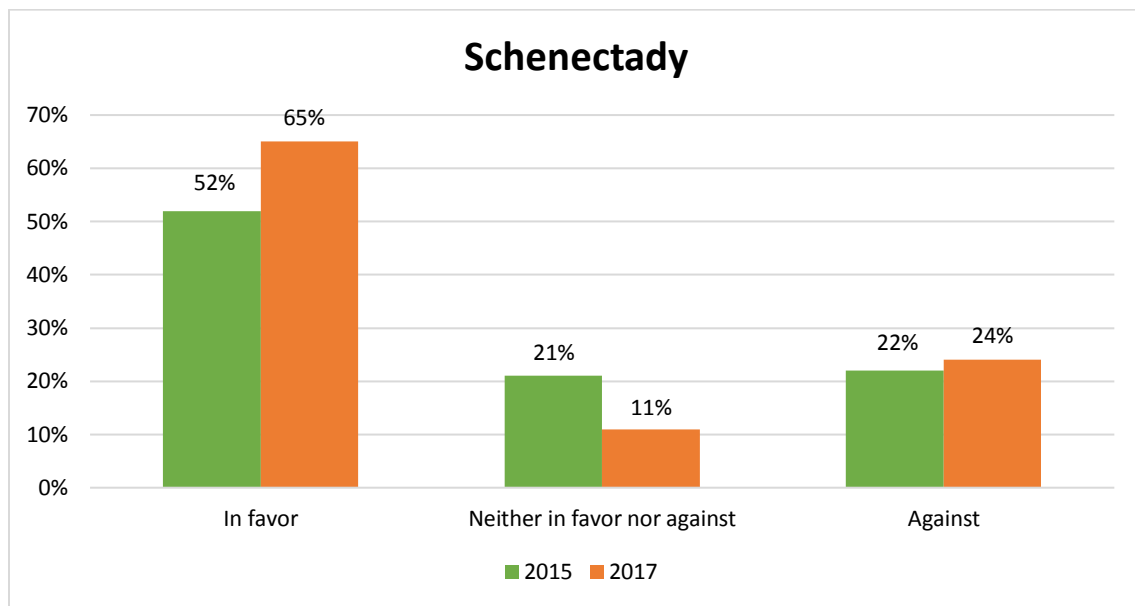
Q2A. What is your opinion about policies that prohibit smoking in outdoor public places such as beaches or parks?



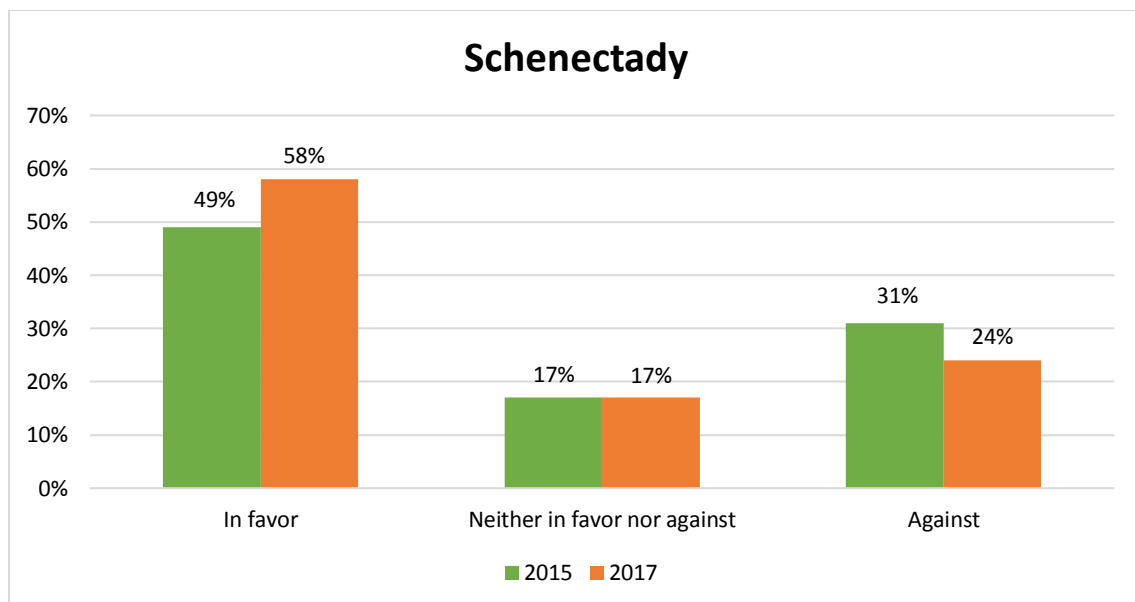
Q2B. What is your opinion about policies that prohibit smoking in entrance ways of public buildings and workplaces?



Q2C. What is your opinion about policies that prohibit smoking on the grounds of public buildings and workplaces?



Q2D. What is your opinion about policies that prohibit smoking in apartment buildings, condominiums, and other multi-unit complexes, including indoor areas, private balconies and patios?



Teen Smoking

Q11: I'm going to read you a series of statements about teens and smoking, for each tell me whether you strongly agree, somewhat agree, neither agree nor disagree, somewhat disagree or strongly disagree.

Q11A: Teen smoking is a significant problem in our community

Schenectady				
	2011	2013	2015	2017
Strongly agree	45%	55%	46%	41%
Somewhat agree	26%	22%	27%	22%
Neither agree nor disagree	11%	5%	11%	12%
Somewhat disagree	9%	7%	9%	9%
Strongly disagree	4%	5%	3%	9%
Don't know/Refused	4%	5%	4%	7%

Q11B: Teen use of e-cigarettes, vaping or vape pens is a significant problem in our community

Schenectady	
	2017
Strongly agree	34%
Somewhat agree	25%
Neither agree nor disagree	13%
Somewhat disagree	8%
Strongly disagree	9%
Don't know/Refused	11%

Q11C: In-store tobacco advertising make teens more likely to smoke

Note: This question was reworded from the 2013 version, "Advertising in local stores make teens more likely to smoke"

Schenectady		
	2015	2017
Strongly agree	30%	36%
Somewhat agree	28%	21%
Neither agree nor disagree	14%	14%
Somewhat disagree	14%	11%
Strongly disagree	12%	15%
Don't know/Refused	1%	2%

Q11D: Seeing actors smoking in the movies encourages smoking among teens

Note: This question was reworded from the 2013 version, "Teens are more likely to smoke if they see smoking in the movies."

Schenectady		
	2015	2017
Strongly agree	35%	35%
Somewhat agree	31%	25%
Neither agree nor disagree	11%	14%
Somewhat disagree	8%	11%
Strongly disagree	15%	14%
Don't know/Refused	0%	1%

Q11E: Movies with a youth rating of G, PG or PG13 should not include tobacco use or imagery.

Schenectady	
	2017
Strongly agree	51%
Somewhat agree	13%
Neither agree nor disagree	11%
Somewhat disagree	8%
Strongly disagree	14%
Don't know/Refused	2%

Rensselaer County 2017: Summary

The current rate of smoking is down slightly in Rensselaer County in 2017 when compared to 2015. However, citizens have noticed packs of cigarettes or cigars visible in stores significantly more frequently compared to 2015.

Smoking Behavior

- 46% of Rensselaer County residents have smoked at least 100 cigarettes in their life.
- Today 15% of Rensselaer residents smoke. 27% of those smoke everyday while 6% smoke on some days.
- 26% of residents have ever tried using an E-cigarette and 1% of those respondents are current users.

Display and Sale of Tobacco Products

- 71% of all county residents and 55% of smokers think that tobacco products should not be sold in stores that are located near schools.
- 54% support a regulation that would prohibit the sale of tobacco products in stores that are located near schools. 54% of smokers favor this potential regulation while 41% are against it.
- 42% of all residents are in favor of a regulation that would limit the number of stores that could sell tobacco in their community while 33% oppose this regulation. 27% of smokers support the limitation of stores while 49% of those that have never smoked are in favor of this regulation.
- 52%, down from 58% in 2015, of all residents are in favor of a regulation that would prohibit the sale of all tobacco products in pharmacies.
- 72% of county residents (up significantly from 63% in 2015) have over the past 30 days noticed packs of cigarettes or cigars visible behind the cash register or in other areas of stores at least occasionally.
- 38% of residents favor while 35% are against a regulation that would prevent retailers from accepting coupons that reduce the price of cigarettes.
- Similarly, 38% of residents are in favor while 32% are against a regulation that would prevent retailers from offering multi-pack discounts on cigarettes.

Attitudes towards Teen Smoking

- 66% of Rensselaer County residents in 2017, down from 73% in 2015, think teen smoking is a significant problem in their community, while 68% of current smokers say the same.
- Majorities agree that:
 - In-store advertising make teens more likely to smoke (60%).
 - Seeing actors smoking in the movies encourages smoking among teens (62%).

Methods and Nature of the Sample

Using random digit-dialing (RDD) interviews were conducted with 350 residents of Rensselaer County. Completed interviews from both landline and cell phones calls were merged and weighted by known age and gender characteristics so as to enhance representativeness.

Data is reported with a margin of error of +/- 5.2 percentage points at the 95% confidence level having included the design effect of weighting on that margin of error.

Charts and Tables

Past and Current Tobacco Usage

Q15: Have you smoked at least 100 cigarettes in your entire life?

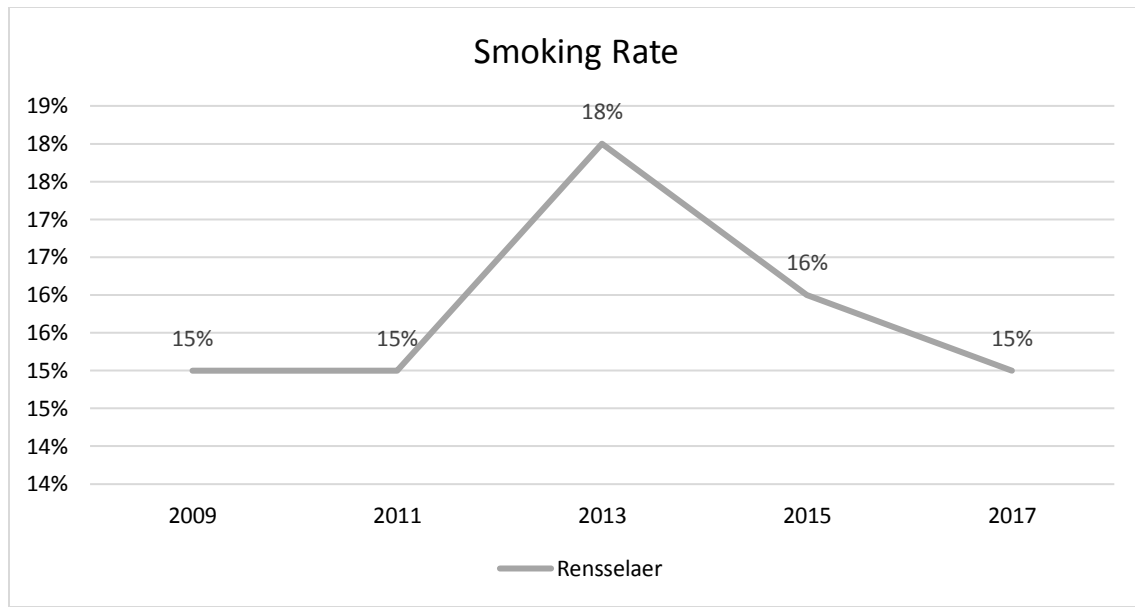
	Rensselaer				
	2009	2011	2013	2015	2017
Yes	49%	48%	50%	45%	46%
No	51%	42%	50%	55%	52%

Q16: Do you NOW smoke cigarettes every day, some days, or not at all?

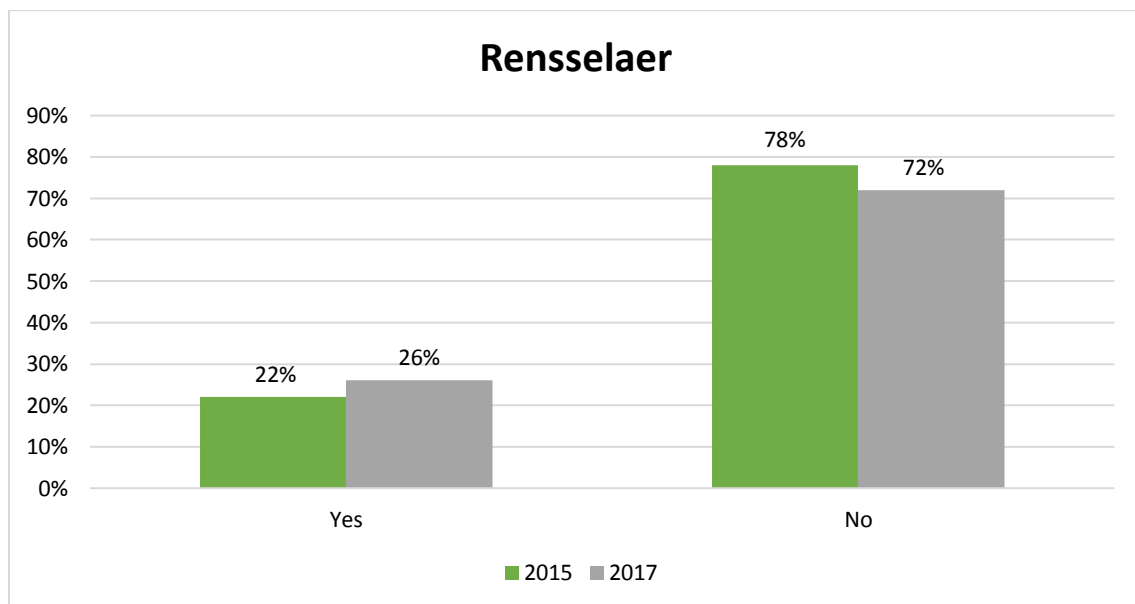
	Rensselaer				
	2009	2011	2013	2015	2017
Every day	21%	23%	24%	27%	27%
Some days	10%	8%	11%	9%	6%
Not at all	69%	68%	65%	64%	68%

Summary

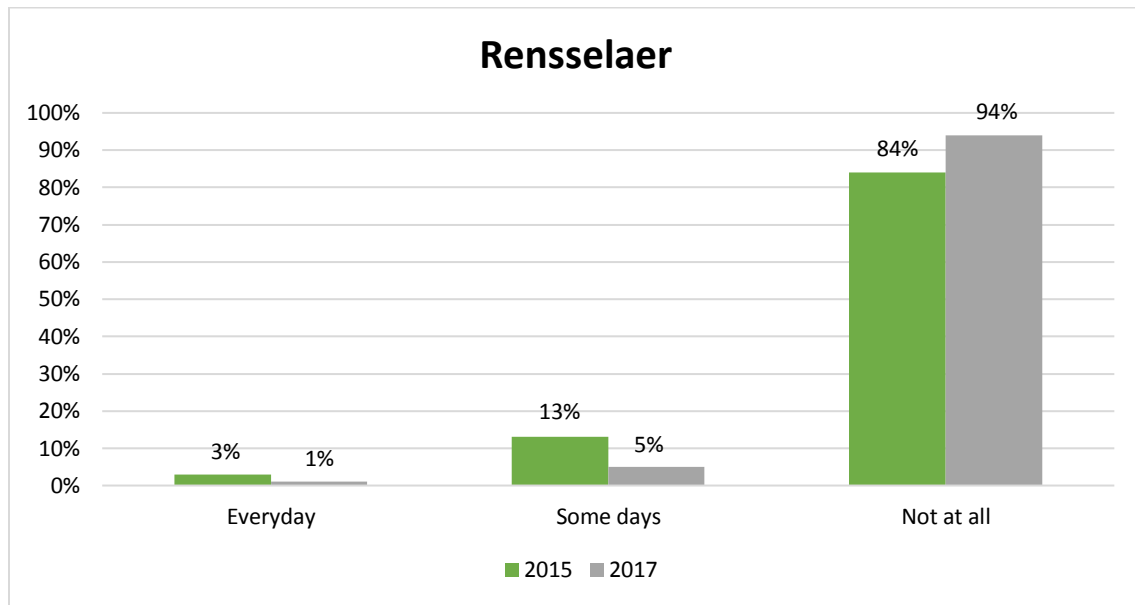
	Rensselaer				
	2009	2011	2013	2015	2017
Currently smoke	15%	15%	18%	16%	15%
Did smoke	44%	43%	32%	29%	31%
Never smoked	51%	42%	50%	55%	52%



Q15: Have you ever tried using an Electronic Cigarette or E-cigarette, even just one time?

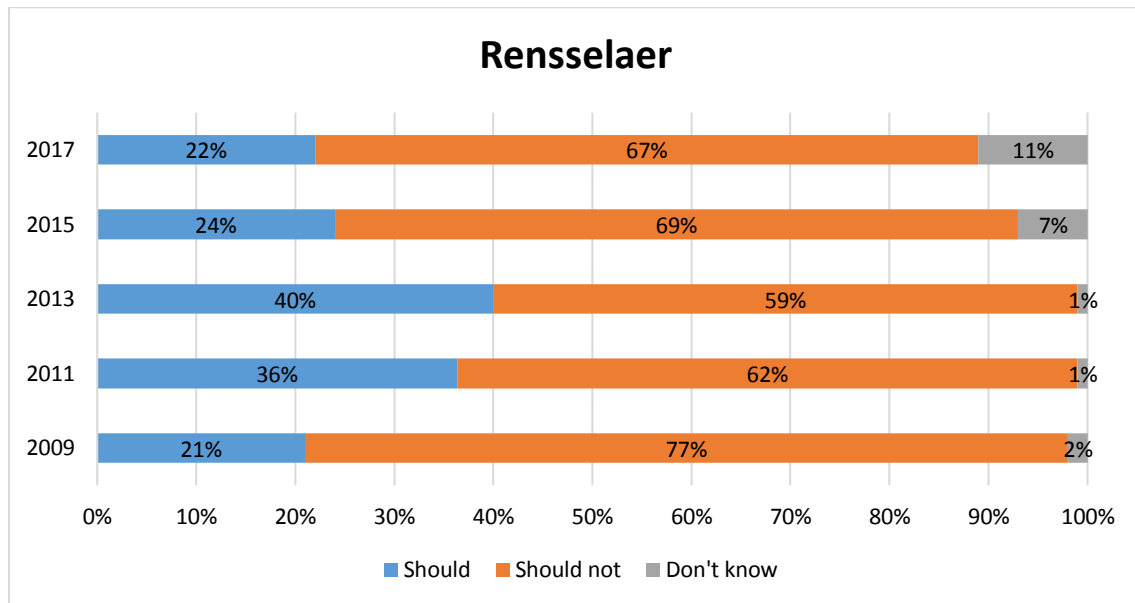


Q16: Do you now use e-cigarettes every day, some days or not at all?

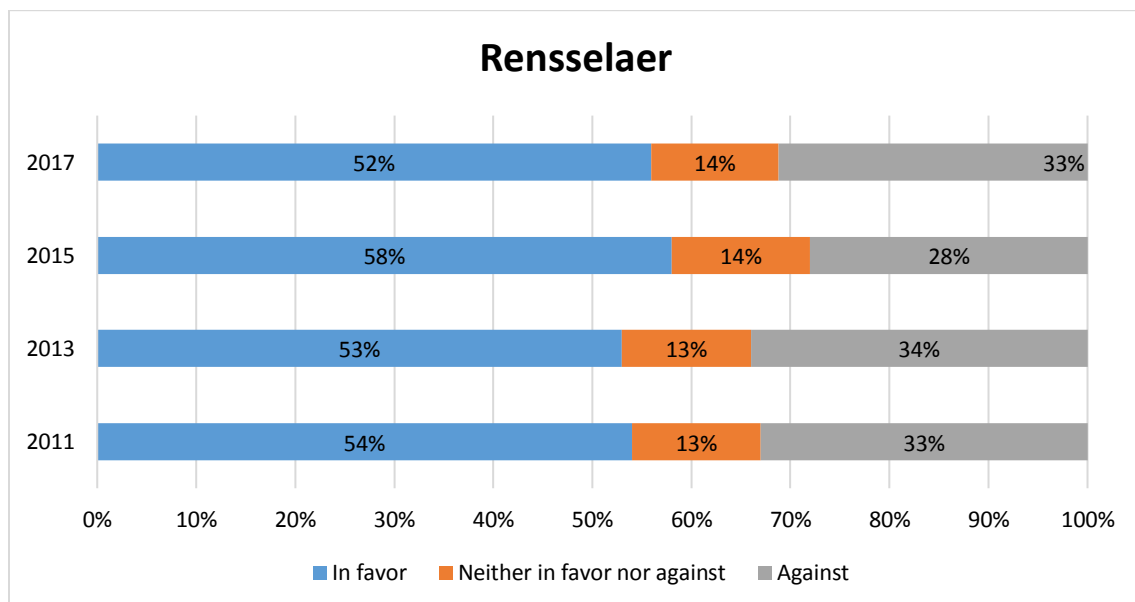


Point of Sale Tobacco Policies

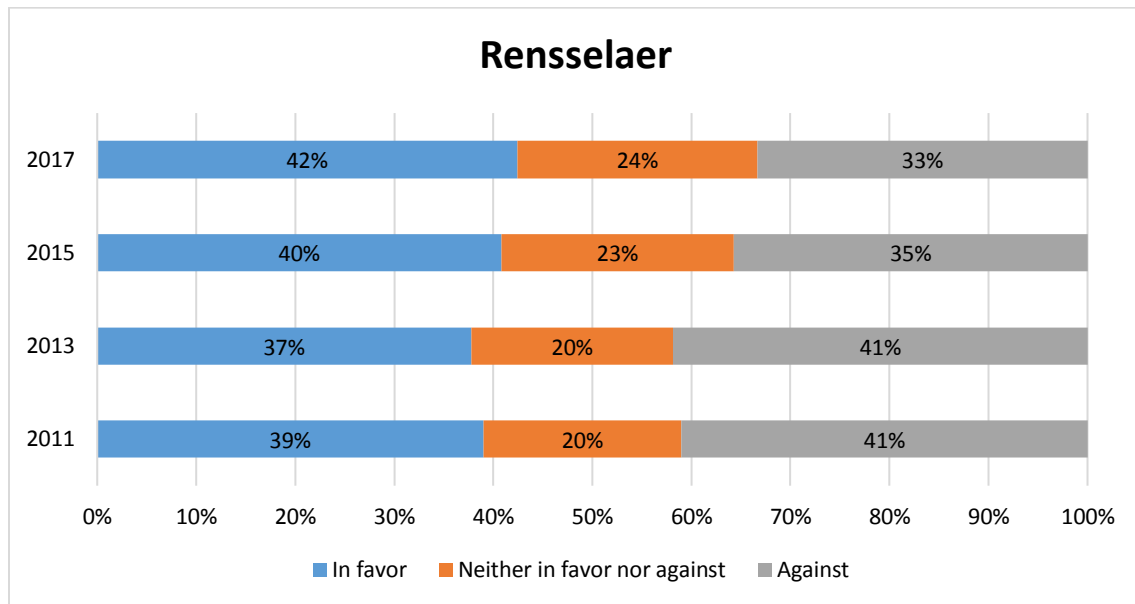
Q7: In your opinion, do you think pharmacies should or should not sell tobacco products (cigarettes, cigars, etc.)?



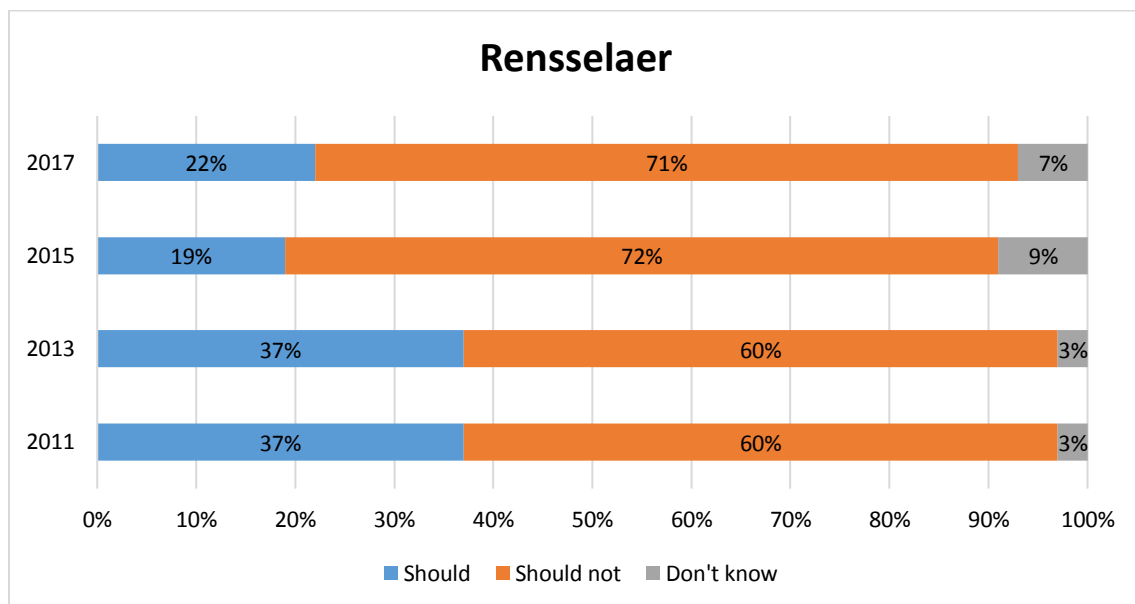
Q8: What is your opinion about a regulation that would prohibit the sale of all tobacco products in pharmacies?



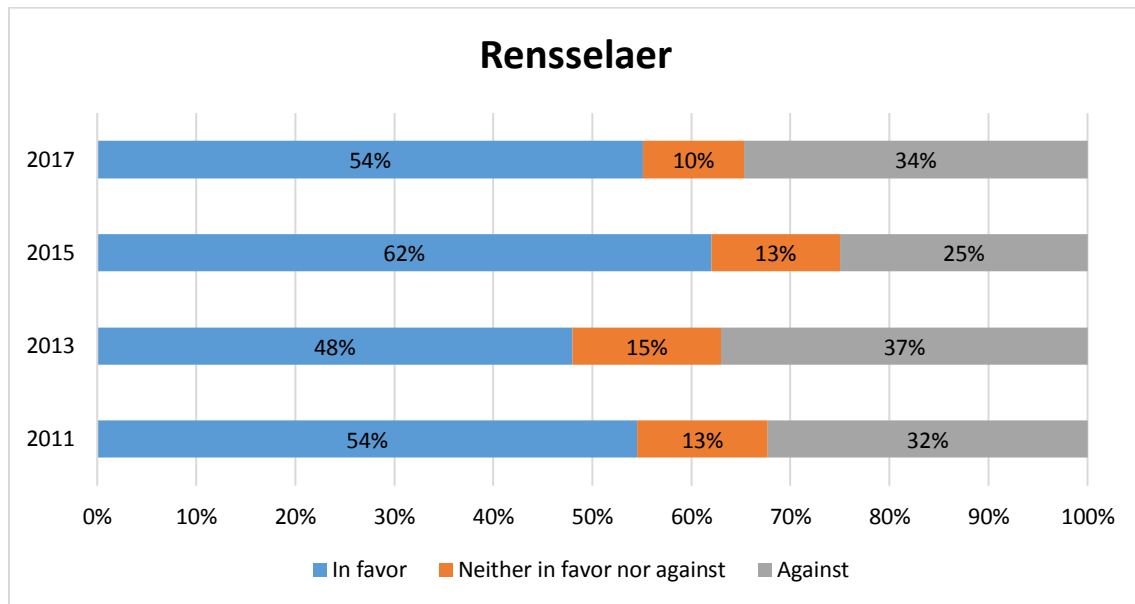
Q4: What is your opinion about a regulation that would limit the number of stores that could sell tobacco in your community?



Q5: In your opinion, do you think tobacco products should or should not be sold in stores that are located near schools?



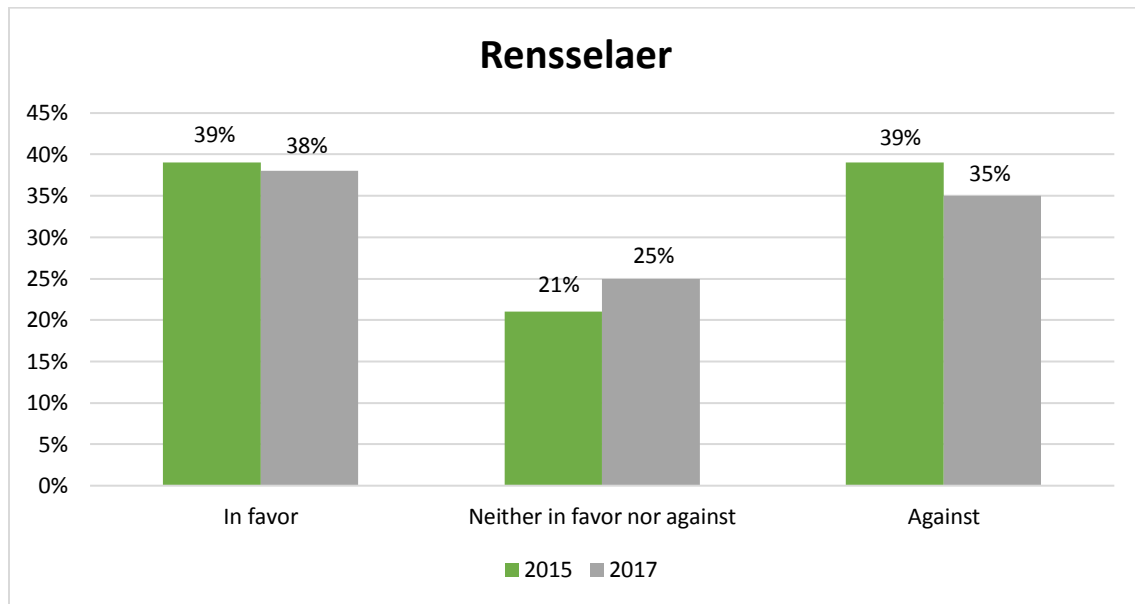
Q6: What is your opinion about a regulation that would prohibit the sale of tobacco products in stores that are located near schools?



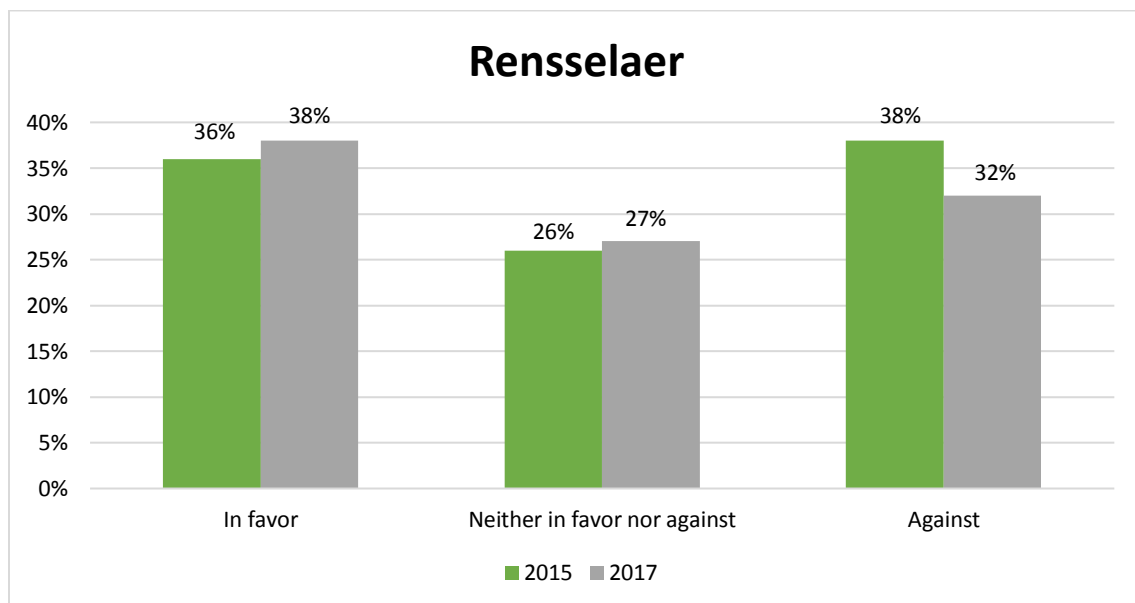
Q3: Over the past 30 days, how often did you notice packs of cigarettes or cigars visible behind the cash register or in other areas of stores?

Rensselaer				
	2011	2013	2015	2017
Almost every time you were in a store	33%	32%	23%	30%
Frequently when you were in a store	21%	20%	17%	17%
Occasionally when you were in a store	22%	26%	23%	25%
Never/not that I remember	23%	21%	36%	25%
Have not visited a store in the past 30 days	1%	1%	1%	1%
Don't know/Refused	0%	1%	1%	0%

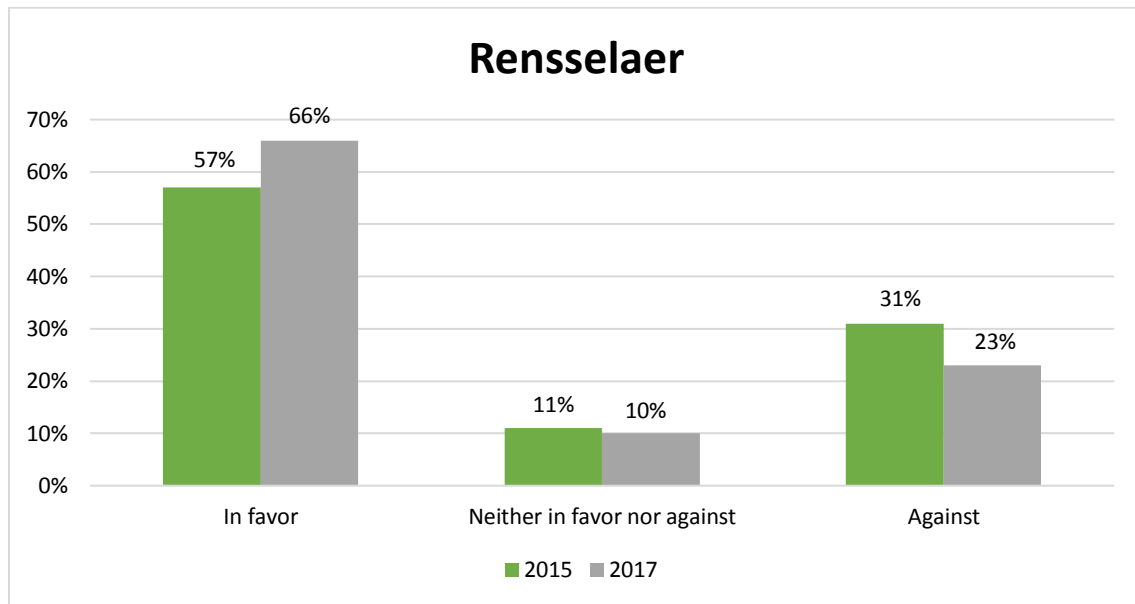
Q9: What is your opinion about a regulation that would prevent retailers from accepting coupons that reduce the price of cigarettes?



Q10: What is your opinion about a regulation that would prevent retailers from offering multi-pack discounts on cigarettes, such as 2 packs for the price of 1?

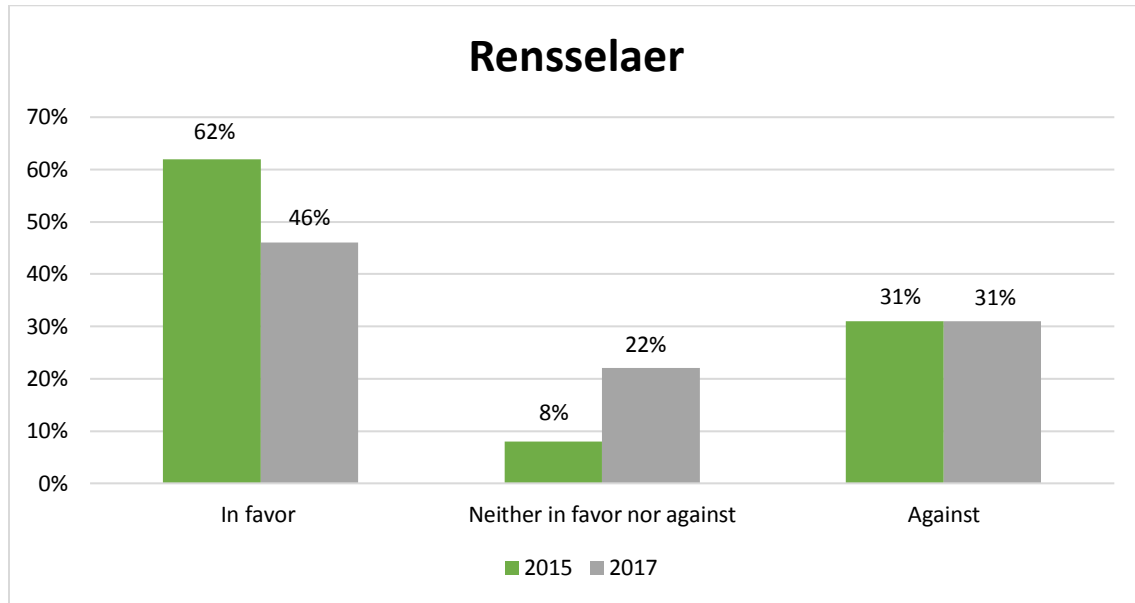


Q11: What is your opinion about a policy that would require people to be 21 years old before they could purchase cigarettes and other tobacco products?

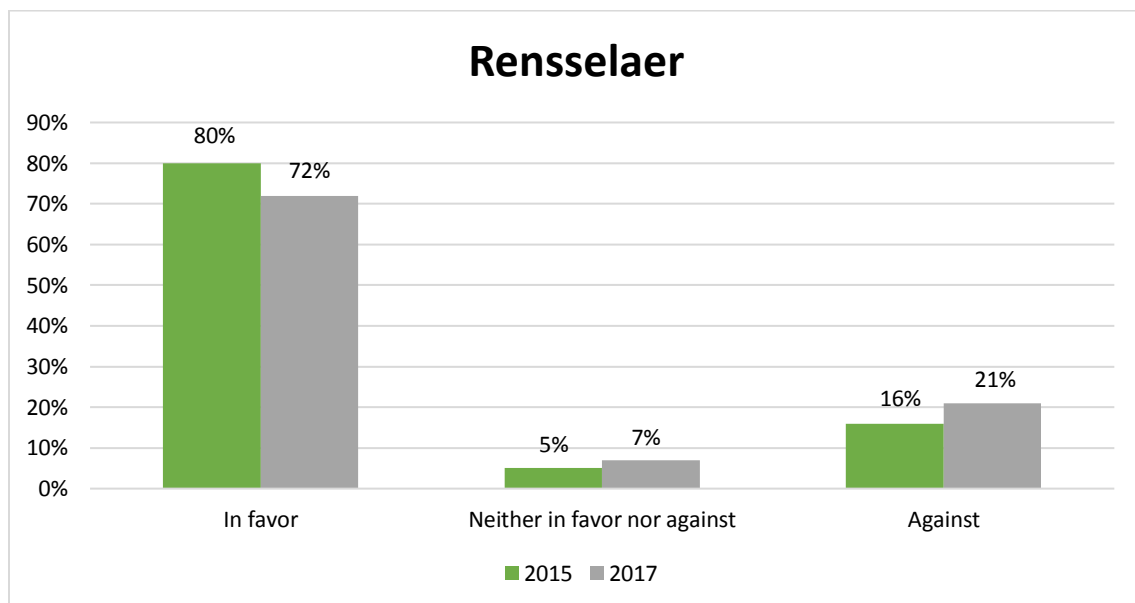


Tobacco Use Policies

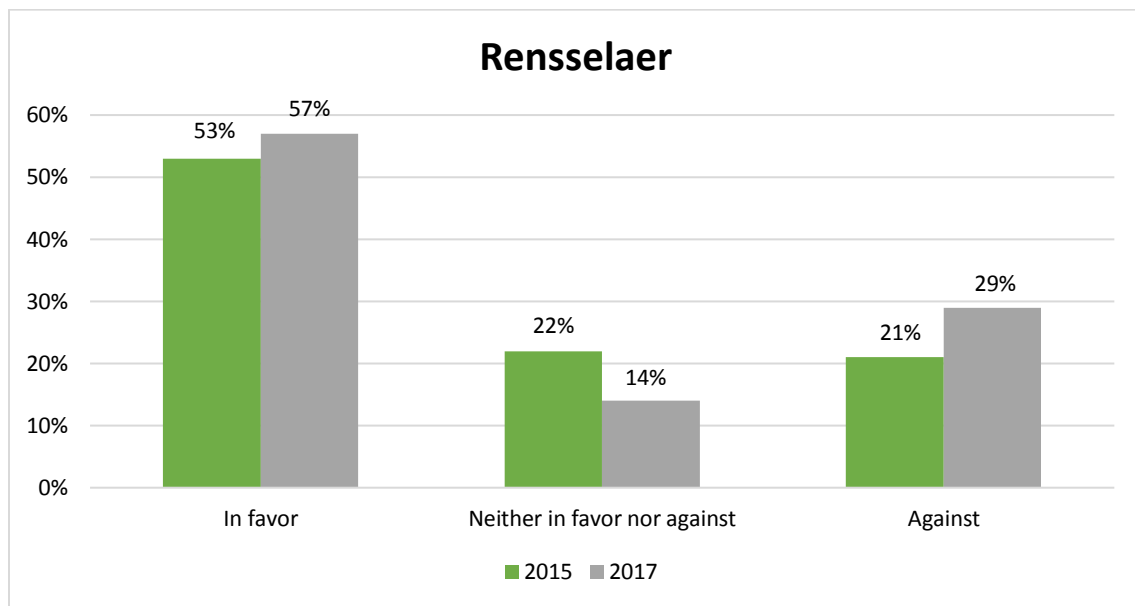
Q2A. What is your opinion about policies that prohibit smoking in outdoor public places such as beaches or parks?



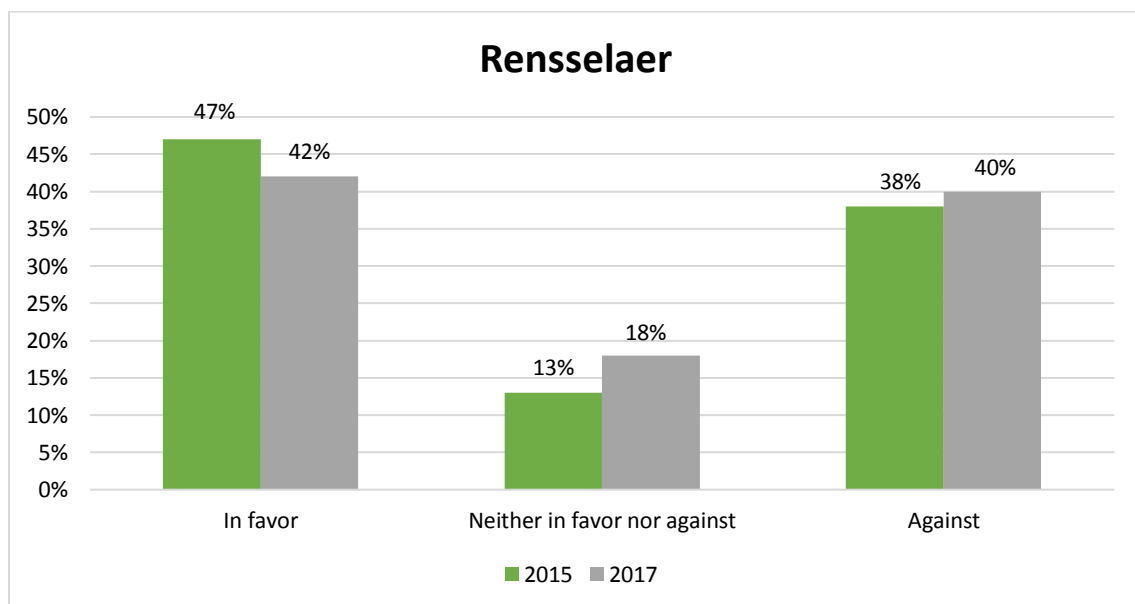
Q2B. What is your opinion about policies that prohibit smoking in entrance ways of public buildings and workplaces?



Q2C. What is your opinion about policies that prohibit smoking on the grounds of public buildings and workplaces?



Q2D. What is your opinion about policies that prohibit smoking in apartment buildings, condominiums, and other multi-unit complexes, including indoor areas, private balconies and patios?



Teen Smoking

Q12: I'm going to read you a series of statements about teens and smoking, for each tell me whether you strongly agree, somewhat agree, neither agree nor disagree, somewhat disagree or strongly disagree.

Q12A: Teen smoking is a significant problem in our community

Rensselaer				
	2011	2013	2015	2017
Strongly agree	50%	45%	44%	38%
Somewhat agree	22%	22%	29%	28%
Neither agree nor disagree	11%	8%	14%	12%
Somewhat disagree	9%	11%	6%	7%
Strongly disagree	5%	10%	4%	5%
Don't know/Refused	2%	3%	4%	10%

Q12B: Teen use of e-cigarettes, vaping or vape pens is a significant problem in our community

Rensselaer	
	2017
Strongly agree	35%
Somewhat agree	21%
Neither agree nor disagree	19%
Somewhat disagree	6%
Strongly disagree	9%
Don't know/Refused	10%

Q12C: In-store tobacco advertising make teens more likely to smoke

Note: This question was reworded from the 2013 version, "Advertising in local stores make teens more likely to smoke"

Rensselaer		
	2015	2017
Strongly agree	32%	35%
Somewhat agree	29%	25%
Neither agree nor disagree	11%	13%
Somewhat disagree	15%	13%
Strongly disagree	12%	12%
Don't know/Refused	0%	2%

Q12D: Seeing actors smoking in the movies encourages smoking among teens

Note: This question was reworded from the 2013 version, "Teens are more likely to smoke if they see smoking in the movies."

Rensselaer		
	2015	2017
Strongly agree	36%	36%
Somewhat agree	31%	26%
Neither agree nor disagree	10%	10%
Somewhat disagree	11%	8%
Strongly disagree	12%	18%
Don't know/Refused	0%	2%

Q12E. Movies with a youth rating of G, PG or PG13 should not include tobacco use or imagery

Rensselaer	
	2017
Strongly agree	53%
Somewhat agree	15%
Neither agree nor disagree	11%
Somewhat disagree	9%
Strongly disagree	11%
Don't know/Refused	2%

Survey Procedures and Samples Derived

Nature of the Sample	
Albany County Residents	
Gender	
Male	48%
Female	52%
Age	
18 to 29	25%
30 to 44	22%
45 to 59	26%
60 and older	24%
Children in Household	
No	59%
Yes	39%
Education	
Less than college degree	54%
Bachelor's degree or higher	44%
Income	
Less than \$50,000	31%
\$50,000 to \$100,000	33%
\$100,000 or more	26%
Cigarette Smoker	
Never smoked	53%
Smoked in past	33%
Currently smokes	13%

Nature of the Sample	
Schenectady County Residents	
Gender	
Male	48%
Female	52%
Age	
18 to 29	18%
30 to 44	22%
45 to 59	27%
60 and older	25%
Children in Household	
No	62%
Yes	36%
Education	
Less than college degree	56%
Bachelor's degree or higher	43%
Income	
Less than \$50,000	30%
\$50,000 to \$100,000	32%
\$100,000 or more	21%
Cigarette Smoker	
Never smoked	57%
Smoked in past	30%
Currently smokes	14%

Survey Procedures and Samples Derived

Nature of the Sample	
Rensselaer County Residents	
Gender	
Male	49%
Female	51%
Age	
18 to 29	22%
30 to 44	22%
45 to 59	27%
60 and older	24%
Children in Household	
No	60%
Yes	38%
Education	
Less than college degree	62%
Bachelor's degree or higher	35%
Income	
Less than \$50,000	30%
\$50,000 to \$100,000	34%
\$100,000 or more	20%
Cigarette Smoker	
Never smoked	52%
Smoked in past	31%
Currently smokes	15%

Nature of the Sample	
Capital Region Residents	
County	
Albany	50%
Rensselaer	26%
Schenectady	24%
Gender	
Male	48%
Female	52%
Age	
18 to 29	22%
30 to 44	22%
45 to 59	27%
60 and older	24%
Children in Household	
No	61%
Yes	37%
Education	
Less than college degree	57%
Bachelor's degree or higher	42%
Income	
Less than \$50,000	30%
\$50,000 to \$100,000	33%
\$100,000 or more	24%
Cigarette Smoker	
Never smoked	54%
Smoked in past	32%
Currently smokes	13%
Phone	
Landline	56%
Cell Phone	44%

Siena College Research Institute
December 13, 2017 - January 29, 2018
350 Albany County Residents
MOE +/- 5.2%

Q1. First, I have a couple of questions about smoking rules in your home and vehicle. Which statement best describes the rules about smoking in your home?																			
	Gender			Age				Children in HH		Education		Income			Cigarette Smoker			Phone	
	Total	M	F	18-29	30-44	45-59	60+	No	Yes	Less than college	College degree	<\$50K	\$50K-\$100K	\$100K+	Never smoked	Smoked in past	Currently smokes	Landline	Cell
Smoking is not allowed anywhere inside the house	83%	75%	90%	65%	90%	94%	83%	84%	81%	77%	90%	75%	80%	91%	87%	89%	49%	91%	73%
Smoking is allowed in some places or at some times	11%	14%	9%	24%	8%	2%	11%	9%	14%	13%	8%	16%	12%	7%	8%	9%	28%	6%	17%
Smoking is allowed anywhere inside the home	6%	11%	2%	11%	2%	4%	5%	7%	5%	9%	2%	9%	8%	2%	5%	2%	23%	3%	10%
Don't know/Refused	0%	0%	0%	0%	0%	0%	0%	0%	0%	0%	0%	0%	0%	0%	0%	0%	0%	0%	0%
For each of the following policies that would prohibit certain behaviors in public places, tell me whether you are in favor of or if you are against prohibiting the behavior. [Q2A-Q2D ROTATED]																			
Q2A. What is your opinion about policies that prohibit smoking in outdoor public places such as beaches or parks? Tell me whether you are strongly in favor, somewhat in favor, neither in favor nor against, somewhat against or strongly against.																			
	Gender			Age				Children in HH		Education		Income			Cigarette Smoker			Phone	
	Total	M	F	18-29	30-44	45-59	60+	No	Yes	Less than college	College degree	<\$50K	\$50K-\$100K	\$100K+	Never smoked	Smoked in past	Currently smokes	Landline	Cell
Strongly in favor	27%	24%	31%	18%	23%	39%	24%	23%	31%	22%	33%	22%	25%	30%	36%	23%	5%	32%	22%
Somewhat in favor	26%	31%	21%	31%	33%	23%	20%	27%	25%	24%	28%	22%	31%	27%	24%	30%	21%	22%	29%
Neither in favor nor against	17%	15%	20%	27%	11%	16%	16%	16%	20%	17%	18%	17%	14%	27%	18%	14%	25%	13%	22%
Somewhat against	12%	10%	14%	4%	17%	8%	21%	12%	13%	13%	12%	8%	18%	11%	9%	15%	18%	15%	9%
Strongly against	17%	21%	14%	20%	17%	14%	19%	21%	12%	24%	9%	32%	12%	5%	13%	18%	31%	17%	17%
Don't know/Refused	0%	0%	0%	0%	0%	0%	0%	0%	0%	0%	0%	0%	0%	0%	0%	0%	0%	0%	0%
Q2B. What is your opinion about policies that prohibit smoking in entrance ways of public buildings and workplaces? Are you strongly in favor, somewhat in favor, neither in favor nor against, somewhat against or strongly against?																			
	Gender			Age				Children in HH		Education		Income			Cigarette Smoker			Phone	
	Total	M	F	18-29	30-44	45-59	60+	No	Yes	Less than college	College degree	<\$50K	\$50K-\$100K	\$100K+	Never smoked	Smoked in past	Currently smokes	Landline	Cell
Strongly in favor	64%	65%	62%	58%	68%	71%	58%	62%	65%	62%	67%	60%	64%	70%	65%	62%	66%	61%	67%
Somewhat in favor	9%	8%	10%	14%	9%	6%	8%	7%	12%	8%	11%	3%	11%	14%	12%	6%	5%	7%	12%
Neither in favor nor against	4%	5%	4%	0%	5%	6%	7%	6%	2%	6%	2%	4%	6%	2%	0%	10%	8%	5%	4%
Somewhat against	6%	5%	8%	14%	0%	2%	8%	7%	6%	7%	5%	10%	6%	3%	8%	5%	2%	9%	4%
Strongly against	16%	18%	16%	15%	18%	15%	18%	17%	15%	17%	15%	22%	13%	12%	16%	17%	19%	19%	14%
Don't know/Refused	0%	0%	0%	0%	0%	0%	0%	0%	0%	0%	0%	0%	0%	0%	0%	0%	0%	0%	0%

AlbanyTobFree1217 Crosstabs.xlsx

1 of 7

Figure 1

Q1. First, I have a couple of questions about smoking rules in your home and vehicle. Which statement best describes the rules about smoking in your home?																			
	Gender			Age				Children in HH		Education		Income			Cigarette Smoker			Phone	
	Total	M	F	18-29	30-44	45-59	60+	No	Yes	Less than college	College degree	<\$50K	\$50K-\$100K	\$100K+	Never smoked	Smoked in past	Currently smokes	Landline	Cell
Smoking is not allowed anywhere inside the house	87%	82%	91%	82%	90%	86%	86%	87%	88%	85%	90%	82%	84%	93%	95%	93%	41%	90%	82%
Smoking is allowed in some places or at some times	9%	12%	7%	11%	10%	8%	10%	8%	10%	10%	7%	9%	13%	7%	4%	5%	37%	7%	12%
Smoking is allowed anywhere inside the home	4%	6%	2%	7%	0%	6%	4%	5%	2%	5%	2%	9%	3%	0%	0%	1%	23%	3%	5%
Don't know/Refused	0%	0%	0%	0%	0%	0%	1%	0%	0%	0%	0%	0%	0%	0%	0%	0%	0%	0%	0%
For each of the following policies that would prohibit certain behaviors in public places, tell me whether you are in favor of or if you are against prohibiting the behavior. [Q2A-Q2D ROTATED]																			
Q2A. What is your opinion about policies that prohibit smoking in outdoor public places such as beaches or parks? Tell me whether you are strongly in favor, somewhat in favor, neither in favor nor against, somewhat against or strongly against.																			
	Gender			Age				Children in HH		Education		Income			Cigarette Smoker			Phone	
	Total	M	F	18-29	30-44	45-59	60+	No	Yes	Less than college	College degree	<\$50K	\$50K-\$100K	\$100K+	Never smoked	Smoked in past	Currently smokes	Landline	Cell
Strongly in favor	34%	36%	32%	34%	47%	31%	25%	34%	34%	29%	40%	26%	33%	37%	41%	28%	18%	25%	46%
Somewhat in favor	21%	19%	22%	24%	27%	14%	20%	18%	25%	18%	23%	16%	20%	37%	21%	22%	17%	24%	16%
Neither in favor nor against	16%	13%	18%	12%	11%	21%	15%	14%	18%	19%	12%	15%	16%	13%	15%	21%	10%	17%	14%
Somewhat against	13%	12%	14%	21%	3%	12%	17%	17%	7%	15%	11%	20%	12%	7%	10%	15%	19%	15%	11%
Strongly against	15%	18%	13%	9%	11%	20%	21%	16%	15%	18%	13%	22%	18%	6%	12%	14%	36%	19%	11%
Don't know/Refused	1%	1%	0%	0%	0%	2%	2%	1%	1%	1%	0%	1%	1%	0%	1%	0%	1%	0%	2%
Q2B. What is your opinion about policies that prohibit smoking in entrance ways of public buildings and workplaces? Are you strongly in favor, somewhat in favor, neither in favor nor against, somewhat against or strongly against?																			
	Gender			Age				Children in HH		Education		Income			Cigarette Smoker			Phone	
	Total	M	F	18-29	30-44	45-59	60+	No	Yes	Less than college	College degree	<\$50K	\$50K-\$100K	\$100K+	Never smoked	Smoked in past	Currently smokes	Landline	Cell
Strongly in favor	65%	63%	67%	63%	76%	67%	57%	68%	61%	59%	73%	56%	69%	68%	73%	65%	36%	64%	67%
Somewhat in favor	8%	9%	7%	5%	8%	6%	12%	7%	9%	8%	8%	9%	11%	3%	5%	6%	22%	8%	8%
Neither in favor nor against	8%	11%	4%	12%	10%	5%	6%	5%	13%	9%	6%	7%	5%	10%	6%	7%	13%	7%	8%
Somewhat against	5%	3%	6%	6%	0%	7%	5%	5%	5%	6%	3%	4%	4%	7%	5%	2%	10%	4%	5%
Strongly against	14%	13%	15%	14%	7%	13%	20%	15%	13%	17%	10%	24%	9%	13%	11%	19%	17%	16%	11%
Don't know/Refused	0%	0%	1%	0%	0%	1%	0%	0%	0%	0%	1%	0%	1%	0%	0%	0%	2%	1%	0%

Figure 2

Q1. First, I have a couple of questions about smoking rules in your home and vehicle. Which statement best describes the rules about smoking in your home?																				
	Gender			Age				Children in		Education		Income			Cigarette Smoker			Phone		
	Total	M	F	18-29	30-44	45-59	60+	No	Yes	Less than college	College degree	<\$50K	\$50K-\$100K	\$100K+	Never smoked	Smoked in past	Currently smokes	Landline	Cell	
Smoking is not allowed anywhere inside the house	86%	82%	89%	76%	90%	90%	85%	82%	91%	83%	91%	77%	89%	99%	89%	95%	57%	88%	82%	
Smoking is allowed in some places or at some times	8%	11%	5%	18%	5%	3%	9%	9%	7%	10%	6%	17%	5%	0%	8%	2%	25%	7%	9%	
Smoking is allowed anywhere inside the home	5%	4%	5%	0%	5%	6%	6%	6%	2%	5%	3%	6%	2%	1%	1%	2%	19%	4%	5%	
Don't know/Refused	1%	3%	0%	6%	0%	0%	1%	2%	0%	2%	0%	0%	4%	0%	3%	0%	0%	0%	3%	
For each of the following policies that would prohibit certain behaviors in public places, tell me whether you are in favor of or if you are against prohibiting the behavior. [Q2A-Q2D ROTATED]																				
Q2A. What is your opinion about policies that prohibit smoking in outdoor public places such as beaches or parks? Tell me whether you are strongly in favor, somewhat in favor, neither in favor nor against, somewhat against or strongly against.																				
	Gender			Age				Children in		Education		Income			Cigarette Smoker			Phone		
	Total	M	F	18-29	30-44	45-59	60+	No	Yes	Less than college	College degree	<\$50K	\$50K-\$100K	\$100K+	Never smoked	Smoked in past	Currently smokes	Landline	Cell	
Strongly in favor	30%	25%	34%	30%	32%	33%	28%	20%	47%	27%	35%	27%	31%	35%	33%	26%	31%	34%	24%	
Somewhat in favor	16%	11%	22%	10%	20%	18%	16%	17%	14%	13%	21%	14%	11%	24%	22%	12%	5%	19%	13%	
Neither in favor nor against	22%	33%	12%	43%	15%	18%	15%	28%	12%	25%	17%	27%	24%	12%	21%	26%	18%	17%	29%	
Somewhat against	15%	16%	14%	17%	13%	9%	22%	16%	14%	20%	7%	20%	14%	9%	13%	18%	18%	13%	18%	
Strongly against	16%	14%	18%	0%	20%	20%	18%	17%	13%	14%	18%	12%	16%	20%	11%	15%	29%	16%	15%	
Don't know/Refused	1%	1%	1%	0%	0%	2%	1%	2%	0%	1%	2%	1%	3%	0%	1%	3%	0%	2%	1%	
Q2B. What is your opinion about policies that prohibit smoking in entrance ways of public buildings and workplaces? Are you strongly in favor, somewhat in favor, neither in favor nor against, somewhat against or strongly against?																				
	Gender			Age				Children in		Education		Income			Cigarette Smoker			Phone		
	Total	M	F	18-29	30-44	45-59	60+	No	Yes	Less than college	College degree	<\$50K	\$50K-\$100K	\$100K+	Never smoked	Smoked in past	Currently smokes	Landline	Cell	
Strongly in favor	60%	59%	61%	54%	70%	65%	54%	54%	72%	52%	76%	54%	59%	74%	68%	54%	49%	64%	56%	
Somewhat in favor	12%	11%	13%	17%	17%	8%	11%	12%	13%	16%	6%	15%	12%	10%	7%	18%	18%	9%	16%	
Neither in favor nor against	7%	8%	6%	11%	3%	8%	5%	9%	3%	7%	5%	7%	6%	7%	5%	8%	9%	6%	8%	
Somewhat against	6%	7%	4%	6%	0%	3%	12%	8%	1%	7%	2%	5%	7%	4%	5%	7%	4%	6%	5%	
Strongly against	15%	15%	15%	12%	10%	15%	18%	17%	12%	17%	11%	19%	16%	4%	15%	12%	20%	15%	15%	
Don't know/Refused	0%	0%	0%	0%	0%	0%	1%	0%	0%	0%	0%	0%	0%	1%	0%	0%	0%	0%	0%	

Figure 3

Q1. First, I have a couple of questions about smoking rules in your home and vehicle. Which statement best describes the rules about smoking in your home?																						
	County				Gender		Age				Children in HH		Education		Income			Cigarette Smoker			Phone	
	Cap Region	Albany	Rensselaer	Schenectady	M	F	18-29	30-44	45-59	60+	No	Yes	Less than college	College degree	<\$50K	\$50K-\$100K	\$100K+	Never smoked	Smoked in past	Currently smokes	Landline	Cell
Smoking is not allowed anywhere inside the house	85%	83%	86%	87%	80%	90%	73%	90%	91%	84%	85%	86%	82%	90%	78%	84%	92%	91%	92%	49%	90%	79%
Smoking is allowed in some places or at some times	9%	11%	8%	9%	12%	8%	19%	7%	4%	10%	9%	11%	11%	8%	13%	10%	6%	6%	29%	7%	13%	
Smoking is allowed anywhere inside the home	5%	6%	5%	4%	8%	3%	7%	3%	5%	5%	6%	3%	7%	2%	8%	5%	2%	3%	2%	23%	3%	8%
Don't know/Refused	0%	0%	1%	0%	1%	0%	1%	0%	0%	0%	1%	0%	1%	0%	0%	1%	0%	1%	0%	0%	0%	1%
For each of the following policies that would prohibit certain behaviors in public places, tell me whether you are in favor of or if you are against prohibiting the behavior. [Q2A-Q2D ROTATED]																						
Q2A. What is your opinion about policies that prohibit smoking in outdoor public places such as beaches or parks? Tell me whether you are strongly in favor, somewhat in favor, neither in favor nor against, somewhat against or strongly against.																						
	County				Gender		Age				Children in HH		Education		Income			Cigarette Smoker			Phone	
	Cap Region	Albany	Rensselaer	Schenectady	M	F	18-29	30-44	45-59	60+	No	Yes	Less than college	College degree	<\$50K	\$50K-\$100K	\$100K+	Never smoked	Smoked in past	Currently smokes	Landline	Cell
Strongly in favor	30%	27%	30%	34%	28%	31%	25%	29%	36%	25%	25%	35%	25%	35%	24%	28%	33%	36%	25%	15%	31%	28%
Somewhat in favor	22%	26%	16%	21%	22%	22%	24%	38%	20%	19%	22%	22%	20%	25%	18%	23%	28%	23%	22%	16%	22%	22%
Neither in favor nor against	18%	17%	22%	16%	18%	17%	25%	12%	18%	16%	18%	17%	19%	16%	19%	17%	19%	17%	19%	19%	15%	21%
Somewhat against	14%	12%	15%	13%	13%	15%	13%	14%	9%	20%	15%	12%	16%	11%	15%	16%	10%	11%	17%	20%	15%	12%
Strongly against	16%	17%	16%	15%	18%	15%	12%	17%	17%	19%	19%	13%	19%	12%	23%	15%	10%	12%	17%	31%	17%	16%
Don't know/Refused	1%	0%	1%	1%	1%	1%	0%	0%	1%	1%	1%	0%	1%	1%	0%	1%	0%	1%	0%	1%	0%	1%
Q2B. What is your opinion about policies that prohibit smoking in entrance ways of public buildings and workplaces? Are you strongly in favor, somewhat in favor, neither in favor nor against, somewhat against or strongly against?																						
	County				Gender		Age				Children in HH		Education		Income			Cigarette Smoker			Phone	
	Cap Region	Albany	Rensselaer	Schenectady	M	F	18-29	30-44	45-59	60+	No	Yes	Less than college	College degree	<\$50K	\$50K-\$100K	\$100K+	Never smoked	Smoked in past	Currently smokes	Landline	Cell
Strongly in favor	63%	64%	60%	65%	63%	63%	59%	70%	69%	57%	62%	65%	58%	71%	57%	64%	71%	69%	60%	51%	62%	64%
Somewhat in favor	9%	9%	12%	8%	9%	10%	11%	11%	6%	10%	8%	11%	10%	8%	7%	11%	10%	9%	9%	12%	8%	11%
Neither in favor nor against	6%	4%	7%	8%	7%	5%	6%	5%	6%	6%	7%	5%	8%	3%	7%	5%	4%	3%	9%	11%	6%	6%
Somewhat against	6%	6%	6%	5%	5%	6%	9%	0%	4%	8%	7%	4%	7%	4%	7%	6%	4%	5%	5%	6%	7%	5%
Strongly against	16%	16%	15%	14%	16%	16%	14%	14%	15%	19%	16%	14%	17%	13%	22%	13%	10%	14%	17%	20%	17%	14%
Don't know/Refused	0%	0%	0%	0%	0%	0%	0%	0%	0%	0%	0%	0%	0%	0%	0%	0%	0%	0%	0%	1%	0%	0%
Q2C. What is your opinion about policies that prohibit smoking on the grounds of public buildings and workplaces? Are you strongly in favor, somewhat in favor, neither in favor nor against, somewhat against or strongly against?																						
	County				Gender		Age				Children in HH		Education		Income			Cigarette Smoker			Phone	
	Cap Region	Albany	Rensselaer	Schenectady	M	F	18-29	30-44	45-59	60+	No	Yes	Less than college	College degree	<\$50K	\$50K-\$100K	\$100K+	Never smoked	Smoked in past	Currently smokes	Landline	Cell
Strongly in favor	42%	39%	41%	53%	38%	46%	38%	40%	48%	42%	41%	43%	36%	51%	37%	41%	49%	52%	36%	17%	44%	40%
Somewhat in favor	17%	20%	16%	12%	18%	17%	16%	24%	16%	16%	17%	18%	16%	20%	14%	18%	20%	18%	16%	15%	18%	16%
Neither in favor nor against	13%	13%	14%	11%	11%	15%	14%	15%	13%	10%	13%	15%	16%	8%	17%	12%	10%	9%	16%	21%	10%	17%
Somewhat against	14%	14%	17%	12%	17%	11%	21%	11%	10%	14%	15%	13%	19%	8%	16%	18%	8%	10%	16%	26%	12%	16%
Strongly against	13%	13%	12%	12%	15%	11%	11%	9%	13%	17%	15%	10%	13%	12%	15%	11%	13%	10%	14%	20%	15%	10%
Don't know/Refused	1%	1%	1%	0%	1%	0%	0%	1%	1%	1%	0%	1%	1%	0%	1%	0%	1%	0%	2%	1%	0%	1%

Figure 4